





## Forest Products Society Membership Survey



September 3, 2005



|               |                       |
|---------------|-----------------------|
| Launch Date   | 08/02/2005 - 8:15 AM  |
| Close Date    | 09/02/2005 - 11:18 AM |
| Email Invites | 1,334                 |
| Visits        | 579 (43%)             |
| Partials      | 24 (2%)               |
| Completes     | 440 (33%)             |

| 1. Please enter your current membership category: |   | Number of Responses | Response Ratio |
|---|---|---------------------|----------------|
| Voting Member                                     |  | 413                 | 90%            |
| Retired Member                                    |  | 36                  | 8%             |
| Student   |   | 8                   | 2%             |
| <b>Total</b>                                      |   | 457                 | 100%           |





2. How many years have you been a member of FPS?





| N   | Minimum | Maximum  | Mean     | Std. Deviation |
|-----|---------|----------|----------|----------------|
| 359 | 1 year  | 58 years | 16 years | 12.86096       |

| 3. Were you ever a student member of the Forest Products Society? |   | Number of Responses | Response Ratio |
|---|---|---------------------|----------------|
| Yes   |  | 217                 | 47%            |
| No  |  | 243                 | 53%            |
| <b>Total</b>  |   | 460                 | 100%           |

| 4. Who pays for your FPS membership? (check all that apply) |   | Number of Responses | Response Ratio |
|---|---|---------------------|----------------|
| My organization   |  | 252                 | 55%            |
| Me personally   |  | 214                 | 47%            |
| <a href="#">VIEW</a> Other, Please Specify:                 |   | 7                   | 2%             |

PARTICIPATION IN THE SOCIETY

| 5. In the past, have you ever been an officer at the chapter, section, international, or technical interest group (TIG) level? (check all that apply) |   | Number of Responses | Response Ratio |
|---|---|---------------------|----------------|
| Chapter   |  | 72                  | 37%            |
| Section   |  | 111                 | 58%            |
| International   |  | 41                  | 21%            |
| Technical Interest Group (TIG)  |  | 103                 | 53%            |

| 6. Currently, are you an officer at the chapter, section, international, or technical interest group (TIG) level? (check all that apply) |   | Number of Responses | Response Ratio |
|--|---|---------------------|----------------|
| Chapter  |  | 10                  | 14%            |
| Section  |  | 41                  | 56%            |
| International  |  | 8                   | 11%            |
| Technical Interest Group (TIG)   |  | 24                  | 33%            |

**7. Chapter Participation**

|                                    | N  | Minimum | Maximum | Mean | Std. Deviation |
|------------------------------------|----|---------|---------|------|----------------|
| Years of chapter participation     | 40 | 1       | 35      | 5    | 5.95914        |
| Last year of chapter participation | 44 | 1950    | 2005    | 1995 | 11.07337       |

**8. Section Participation**

|                                    | N  | Minimum | Maximum | Mean | Std. Deviation |
|------------------------------------|----|---------|---------|------|----------------|
| Years of section participation     | 76 | 1       | 30      | 7    | 6.78057        |
| Last year of section participation | 66 | 1972    | 2005    | 1999 | 9.35236        |

**9. International Participation**

|  | N  | Minimum | Maximum | Mean | Std. Deviation |
|--|----|---------|---------|------|----------------|
| Years of international participation     | 29 | 1       | 10      | 4    | 2.09011        |
| Last year of international participation | 26 | 1982    | 2005    | 1999 | 6.15049        |

**10. TIG Participation**

|                                | N  | Minimum | Maximum | Mean | Std. Deviation |
|--------------------------------|----|---------|---------|------|----------------|
| Years of TIG participation     | 63 | 2       | 30      | 8    | 5.99308        |
| Last year of TIG participation | 66 | 1970    | 2005    | 1998 | 7.8280         |

PUBLICATIONS

| 11. What is your Reading Frequency of the Forest Products Journal (check all that apply) |  | Number of Responses | Response Ratio |
|--|--|---------------------|----------------|
| Each issue   |  | 311                 | 68%            |
| Browse occasionally  |  | 149                 | 32%            |
| Use only for reference   |  | 44                  | 10%            |

| 12. Please indicate the Level of Relevance of the Forest Products Journal (check all that apply) |  | Number of Responses | Response Ratio |
|--|--|---------------------|----------------|
| Relevant to my job   |  | 388                 | 84%            |
| Relevant to me personally  |  | 149                 | 32%            |
| Not relevant to me   |  | 22                  | 5%             |

| 13. Do you subscribe to the Journal of Forest Products Business? |  | Number of Responses | Response Ratio |
|--|--|---------------------|----------------|
| Yes  |  | 59                  | 13%            |
| No   |  | 396                 | 87%            |
| <b>Total</b>   |  | 455                 | 100%           |
| <a href="#">VIEW</a> 225 Responses                               |  |                     |                |

| 14. What is your Reading Frequency of the Journal of Forest Products Business (check all that apply) |  | Number of Responses | Response Ratio |
|--|--|---------------------|----------------|
| Each issue   |  | 29                  | 40%            |
| Browse occasionally  |  | 30                  | 41%            |
| Use only for reference   |  | 16                  | 22%            |

| 15. What is the Level of Relevance to you of the Journal of Products Business (check all that apply) |  | Number of Responses | Response Ratio |
|--|--|---------------------|----------------|
| Relevant to my job   |  | 58                  | 55%            |
| Relevant to me personally  |  | 19                  | 18%            |
| Not relevant to me   |  | 38                  | 36%            |

If you do not subscribe to the Journal of Forest Products Business, why not?



|   |
|---|
| 1. ACTUALLY, THOUGHT I DID, BUT HAVEN'T RECEIVED ANY NOTICE OF AVAILABILITY OR REMINDERS.....SO I NEED TO CHECK.      |
| 2. AM NOT FAMILIAR WITH IT  |
| 3. AM NOT FAMILIAR WITH IT.   |
| 4. AS A RESEARCHER I FIND THE JOURNAL SUFFICIENT.   |
| 5. BECAUSE  |
| 6. BECAUSE, I DON'T KNOW IS THAT JOURNAL RELEVANT FOR MY JOB.   |
| 7. BUSINESS INTERESTS NOT PARAMOUNT, INTERESTED IN RESEARCH ISSUES  |
| 8. COMPANY IS CONFIDENTIAL ABOUT MY RESEARCH WORK.  |
| 9. COST   |
| 10. COST  |
| 11. CURRENT FINANCIAL LIMITATIONS   |
| 12. CUTTING BACK ON SUBSCRIPTIONS.  |
| 13. DEEMED NOT PARTINENT TO MY AREA OF ACTIVITY.  |
| 14. DID NOT KNOW ABOUT IT   |
| 15. DID NOT KNOW ABOUT IT   |
| 16. DID NOT KNOW ABOUT IT, BUT NOW I DO.  |
| 17. DID NOT KNOW IT EXISTED. FURTHER, I DO NOT BELIEVE IT WOULD ADDRESS MY TECHNICAL JOB, BUT DON'T REALLY KNOW THAT. |
| 18. DID NOT KNOW OF IT.   |
| 19. DIDN'T KNOW ABOUT IT!!!   |
| 20. DIDN'T KNOW ABOUT IT.   |
| 21. DIDN'T KNOW IT EXISTED.   |
| 22. DIND'T KNOW ABOUT IT  |
| 23. DO NOT KNOW ANYTHING ABOUT IT!  |
| 24. DO NOT NEED TO PURCHASE, CAN ACCESS REFERENCES FROM COLLEAGUES WHEN NEEDED  |
| 25. DOES NOT ADDRESS MY CURRENT AREAS OF FOCUS.   |
| 26. DOES NOT RELATE WELL TO MY AREA OF RESEARCH INTERESTS   |
| 27. DOESN'T APPLY TO, OR INTEREST ME.   |
| 28. DON'T BELIEVE IT IS RELEVANT TO WHAT I AM WORKING ON.   |
| 29. DON'T FEEL IT WOULD BE BENEFICIAL TO MY BUSINESS  |
| 30. DON'T HAVE TIME TO READ MORE JOURNALS AND DON'T KNOW WHAT IT OFFERS   |
| 31. DON'T KNOW  |
| 32. DON'T KNOW ABOUT THE PUBLICATION  |
| 33. DON'T KNOW ANYTHING ABOUT IT.   |
| 34. DON'T KNOW HOW TO SUBSCRIBE   |
| 35. DON'T KNOW WHAT IT IS.  |
| 36. DON'T SEE A NEED.   |
| 37. DON'T SEE IT AS CRITICAL TO MY JOB  |
| 38. DON'T SEE THE NEED.   |
| 39. DON'T THINK I HAVE EVER SEEN IT.  |
| 40. EXPENSE   |
| 41. GOOD QUESTION. HAVEN'T SEEN A COPY OF IT OR IF I HAVE, I HAVEN'T NOTICED IT.                                      |
| 42. GUESS I SHOULD CONSIDER SUBSCRIBING ...   |
| 43. HAS A REPUTATION FOR EDITORIAL "CRONYISM"   |
| 44. HAVE NOT HEARD MUCH ABOUT IT  |




|  |
|--|
| 45. HAVE NOT HEARD OF IT   |
| 46. HAVE NOT LOOKED INTO SUBSCRIBING AS OF YET.  |
| 47. HAVEN'T GOT A CHANCE TO LOOK AT IT YET.  |
| 48. HAVEN'T HAD THE CHANCE TO SIGN UP  |
| 49. HAVEN'T HEARD OF IT UNTIL NOW  |
| 50. HAVEN'T SEEN A REASON TO YET   |
| 51. I AM A CONSULTING STRUCTURAL ENGINEER AND THE BUSINESS PORTION DOESN'T SEEM APPLICABLE TO MY WORK NEEDS.                     |
| 52. I AM ACTIVE AT THE TECHNICAL LEVEL.  |
| 53. I AM ASHAMED TO ADMIT THAT I DO NOT KNOW ANYTHING ABOUT THIS JOURNAL - TELL ME MORE  |
| 54. I AM MORE INTERESTED IN RESEARCH   |
| 55. I AM NO LONGER ACTIVE PROFESSIONALLY.  |
| 56. I AM NOT AWARE OF THIS JOURNAL.  |
| 57. I AM NOT AWARE THAT THE CONTENT WOULD BE DIRECTLY RELEVANT TO MY WORK.   |
| 58. I AM NOT FAMILIAR WITH THIS PUBLICATION.   |
| 59. I AM NOT IN THE BUSSINESS OF FOREST PRODUCTS. THUS, THE ARTICLES ARE NOT AS INTERESTING TO ME.                               |
| 60. I AM NOT INVOLVED IN THE 'BUSINESS' SIDE OF THE INDUSTRY, ONLY RESEARCH  |
| 61. I AM RETIRED   |
| 62. I AM RETIRED.  |
| 63. I DID NOT KNOW OF IT   |
| 64. I DID NOT KNOW THAT IT EXISTED AND DO NOT KNOW WHAT IT IS.   |
| 65. I DID NOT KNOW THE JOURNAL WELL.   |
| 66. I DIDN'T KNOW ABOUT IT.  |
| 67. I DO NOT THINK I WOULD BENEFIT FROM IT AS MUCH AS READING THE FPS JOURNAL, AND I HAVE A HARD TIME FINDING TIME TO READ THAT. |
| 68. I FORGOT ABOUT ITS EXISTENCE.  |
| 69. I HAVE NEVER HEARD OF IT.  |
| 70. I HAVE NO INTEREST IN FOREST PRODUCTS MARKET   |
| 71. I HAVE NOT LOOKED AT IT TO SEE IF WOULD BE OF INTEREST.  |
| 72. I JUST HAVE INTEREST ON WOOD PRESERVATIVES AND PRESERVED WOOD INFORMATIONS & SOMETIMES HOUSE DESIGN.                         |
| 73. I NEED TO LIMIT THE AMOUNT OF READING MATERIAL COMING IN BECAUSE OF INSUFFICIENT TIME TO READ THE MATERIALS.                 |
| 74. I NEVER HEARD OF IT BEFORE. I DON'T KNOW WHAT IT IS.   |
| 75. I SUBSCRIBED LAST YEAR AND DID NOT FIND ANYTHING USEFUL  |
| 76. I THINK IT IS NOT RELEVANTR TO ME  |
| 77. I WAS A RESEARCH SCIENTIST BEFORE RETIRING, AND NOW THAT I AM RETIRED, IT WASN'T AND WON'T BE PERTINENT.                     |
| 78. I WAS NEVER SELF MOTIVATED TO LOOK INTO IT   |
| 79. I WILL IF IT CONSISTENTLY PUBLISHES PAPERS RELATED TO FOREST OPERATIONS BUSINESSES (E.G., LOGGING).                          |
| 80. I WORK MOSTLY WITH ENGINEERING ISSUES.   |
| 81. I WOULD LIKE TO  |
| 82. I WOULD LIKE TO - WHAT IS THE COST?  |
| 83. I WOULD LIKE TO JUST HAVE NOT SEEN IT ADVERTISED THAT MUCH.  |
| 84. I'M A TECHNICAL GUY  |
| 85. I'M NOT EMPLOYED IN THE BUSINESS AREA  |
| 86. INTERESTED IN TECHNICAL ISSUES   |




|   |
|---|
| 87. IT IS NOT RELEVANT TO MY WORK AND INTERESTS   |
| 88. IT IS NOT RELEVANT TO ME.   |
| 89. IT IS NOT RELEVANT TO MY JOB  |
| 90. IT IS NOT VERY RELEVANT TO MY RESEARCH AREA.  |
| 91. IT'S OUT OF MY INTERESTS.   |
| 92. JOB IS TECHNICAL BASED  |
| 93. KNOW NOTHING ABOUT IT   |
| 94. LACK OF FUNDS   |
| 95. LIKELY WILL THIS YEAR.  |
| 96. MARGINAL INTEREST   |
| 97. MY AREA IS IN OPERATIONS AND MANUFACTURING. THE MARKETING ARTICLES ALL SEEM THE SAME TO ME. |
| 98. MY BUSINESS IS EDUCATION  |
| 99. MY FIRM IS NOT CURRENTLY ACTIVE IN FOREST PRODUCTS BUSINESS                                 |
| 100. MY INTEREST IS ONLY TECHNICAL  |
| 101. MY JOB IS ENGINEERING (TECHNICAL).   |
| 102. MY JOB IS IN RESEARCH, PRODUCT DEVELOPEMNT AND TECHNICAL SUPPORT SERVICES.                 |
| 103. MY JOB IS MORE ORIENTATED TO FOREST PRODUCTS TECHNOLOGY                                    |
| 104. NEVER HAVE SEEN A COPY.  |
| 105. NEVER HEARD OF IT  |
| 106. NEVER HEARD OF IT  |
| 107. NEVER HEARD OF IT  |
| 108. NEVER HEARD OF IT, BUT ALSO NOT CONCERNED WITH BUSINESS SIDE OF THINGS                     |
| 109. NEVER HEARD OF IT.   |
| 110. NEVER HEARD OF IT.   |
| 111. NO FUNDING   |
| 112. NO INTEREST  |
| 113. NO INTEREST  |
| 114. NO INTEREST  |
| 115. NO INTEREST  |
| 116. NO INTERST   |
| 117. NO INTERST   |
| 118. NO PARTICULAR REASON   |
| 119. NO PARTICULAR REASON.  |
| 120. NO REASON TO SUBSCIBE  |
| 121. NO TIME  |
| 122. NO, NOT SURE OF VALUE  |
| 123. NOT A TECNICALLY ORIENTATED PUBLICATION  |
| 124. NOT ANY LONGER. THERE ARE RARELY ARTICLES OF RELEVANCE TO ME NOW.                          |
| 125. NOT APPLICABLE TO MY POSITION  |
| 126. NOT AS RELEVANT TO ME  |
| 127. NOT AWARE OF IT  |
| 128. NOT AWARE OF IT  |
| 129. NOT AWARE OF IT  |
| 130. NOT AWARE OF IT  |
| 131. NOT AWARE OF IT.   |
| 132. NOT AWARE OF PUBLICATION   |
| 133. NOT AWARE OF PUBLICATION   |
| 134. NOT AWARE OF THE ITS CONTENT VALUE   |

|   |
|---|
| 135. NOT BUSINESS ORIENTED  |
| 136. NOT CLOSE TO MY INTERESTS  |
| 137. NOT CONVINCED OF ITS RELEVANCE NOR QUALITY   |
| 138. NOT ENOUGH VALUE TO ME FOR THE PRICE   |
| 139. NOT FAMILAR WITH IT  |
| 140. NOT FAMILIAR WITH IT.  |
| 141. NOT FAMILIAR WITH IT.  |
| 142. NOT FAMILIAR WITH IT. DOESN'T SOUND LIKE IT WOULD BE RELIVANT.   |
| 143. NOT FAMILIAR WITH PUBLICATION  |
| 144. NOT HAD OPPORTUNITY TO DO SO   |
| 145. NOT IN BUSINESS -- RETIRED   |
| 146. NOT IN MY AREA OF RESEARCH   |
| 147. NOT INTERESTED   |
| 148. NOT INTERESTED   |
| 149. NOT INTERESTED   |
| 150. NOT INTERESTED   |
| 151. NOT INTERESTED AT THIS TIME.....NO TIME.   |
| 152. NOT INTERESTED IN BUSINESS ASPECTS   |
| 153. NOT INTERESTED IN THIS AREA.   |
| 154. NOT KNOWN, NOT RELEVANT SO FAR   |
| 155. NOT MY AREA OF INTEREST  |
| 156. NOT MY AREA OF INTEREST  |
| 157. NOT MY AREA OF INTEREST, EXPERTISE   |
| 158. NOT MY FIELD.  |
| 159. NOT MY PRIME INTEREST  |
| 160. NOT OF INTEREST  |
| 161. NOT OF INTEREST  |
| 162. NOT OF PROFESSIONAL INTEREST   |
| 163. NOT PART OF MY CURRENT POSITION  |
| 164. NOT PERTINENT TO MY CURRENT EMPLOYMENT   |
| 165. NOT PERTINENT TO MY JOB, AND NOT ENOUGH INTEREST PERSONALLY  |
| 166. NOT RELATE TO MY JOB   |
| 167. NOT RELATED TO MY UNIVERSITY WORK  |
| 168. NOT RELAVANT TO MY FIELD.  |
| 169. NOT RELEVANT   |
| 170. NOT RELEVANT   |
| 171. NOT RELEVANT FOR MY JOB  |
| 172. NOT RELEVANT FOR MY WORK   |
| 173. NOT RELEVANT TO INTERESTS  |
| 174. NOT RELEVANT TO ME   |
| 175. NOT RELEVANT TO ME   |
| 176. NOT RELEVANT TO ME   |
| 177. NOT RELEVANT TO ME? DON'T KNOW MUCH ABOUT IT.  |
| 178. NOT RELEVANT TO MY JOB   |
| 179. NOT RELEVANT TO MY JOB   |
| 180. NOT RELEVANT TO THE INDUSTRY'S POSITION IN THE NATION NOR IN GLOBAL MARKETS.<br>READ HARDWOOD MARKET REPORTS AND CROW'S NEWS LETTER, OTHERWORDS,<br>PRODUCT PRICING REPORTS. |
| 181. NOT RELEVANT TO MY POSITION  |

|   |
|---|
| 182. NOT RELEVAVANT   |
| 183. NOT SO RELEVANT TO NEW ZEALAND WHERE I RESIDE  |
| 184. NOT SURE WHAT IT IS AND DOESN'T SOUND RELEVANT.  |
| 185. NOT SURE, I DID SUBSCRIBE FOR NEXT YEAR.   |
| 186. NOT SURE, PROBABLY SHOULD  |
| 187. NOT VERY PRACTICAL   |
| 188. NOT VERY RELEVANT TO MY WORK, AND I MUST PAY MY OWN DUES   |
| 189. NOT YET  |
| 190. NOTINTERESTED IN BUSINESS  |
| 191. PERHAP NOT THAT INTERESTED IN CONTENT AND \$ FOR CONTENT   |
| 192. PRIMARILY INTERESTED IN WOOD STRUCTURES, WOOD PRODUCTS RESEARCH  |
| 193. PRODUCING FOREST PRODUCTS IS NOT OUR MAIN BUSINESS   |
| 194. RETIRED  |
| 195. RETIRED  |
| 196. RETIRED SINCE 1994   |
| 197. RETIRED, NOT RELEVANT.   |
| 198. THE BUSINESSES I WORK WITH ARE LOGGING BUSINESSES, QUITE DIFFERENT FROM THOSE IN FPB! LITTLE OVERLAP IN BUSINESS BASICS                            |
| 199. THE ORGANIZATION I WORK FOR HAS A SUBSCRIPTION. I USE THE JOURNAL AS REFERENCE.  |
| 200. THERE IS A COPY IN OUR GROUP   |
| 201. THERE IS LITTLE IN FPJ THAT APPLIES TO MY RESEARCH - THERE IS ALMOST NOTHING IN THE BUSINESS JOURNAL OF INTEREST.                                  |
| 202. THINKS IT IS OUT IOF MY AREA OF INTEREST.  |
| 203. THIS SECOND JOURNAL SERVED TO FRAGMENT THE SOCIETY.  |
| 204. TO TELL YOU THE TRUTH I DO NOT KNOW ABOUT IT.  |
| 205. TOO ACADEMIC. IT'S SUPPOSED TO BE ABOUT BUSINESS BUT THERE ISN'T A BUSINESS PERSON ASSOCIATED WITH IT.   |
| 206. TOO MANY PUBLICATIONS CURRENTLY TO REVIEW.   |
| 207. TOO MUCH TO READ ALREADY MORE GERMAIN TO MY FIELD  |
| 208. TOO NARROW IN FOCUS, ARTICLES ARE TOO OBTUSE   |
| 209. UNAWARE IF IT  |
| 210. UNAWARE OF IT  |
| 211. UNAWARE OF IT!   |
| 212. UNAWARE THAT IT EXISTS.  |
| 213. UNFAMILIAR WITH IT   |
| 214. UNINTERESTED   |
| 215. UNKNOWN PUBLICATION TO ME  |
| 216. WAS NOT AWARE OF IT.   |
| 217. WAS UNAWARE OF THIS PUBLICATION  |
| 218. WASN'T AWARE OF IT   |
| 219. WASN'T AWARE OF IT.  |
| 220. WHAT IS IT?  |
| 221. WHOM DOES IT BENEFIT? CLEARLY, THE ARTICLES CAN GO ON ONE'S VITA - BUT WHO ELSE CAN READ IT OR CARES? DUMB, NO, REALLY STUPID IDEA FROM THE GET GO |
| 222. WOULD LIKE TO SEE A SAMPLE FIRST SO I CAN UNDERSTAND MORE ABOUT IT.  |
| 223. WOULD LIKE TO SEE PUBLICATION  |

| 16. Do you subscribe to Wood Design Focus? |  | Number of Responses | Response Ratio |
|--|--|---------------------|----------------|
| Yes  |   | 60                  | 13%            |
| No   |  | 395                 | 87%            |
| <b>Total</b>                               |  | 455                 | 100%           |

| 17. What is your Reading Frequency of Wood Design Focus (check all that apply) |   | Number of Responses | Response Ratio |
|--|---|---------------------|----------------|
| Each Issue   |  | 43                  | 46%            |
| Browse occasionally  |  | 30                  | 32%            |
| Use only for reference   |  | 27                  | 29%            |

| 18. What is the Level of Relevance to you of Wood Design Focus (check all that apply) |   | Number of Responses | Response Ratio |
|---|---|---------------------|----------------|
| Relevant to my job  |  | 70                  | 64%            |
| Relevant to me personally   |  | 21                  | 19%            |
| Not relevant to me  |  | 34                  | 31%            |



If you do not subscribe to Wood Design Focus, why not?

|   |
|---|
| 1. AGAIN, DID NOT KNOW OF IT.   |
| 2. ALREADY AVAILABLE TO ME, AND NOT PARTICULARLY RELEVANT TO MY INTERESTS   |
| 3. AS ABOVE   |
| 4. BECAUSE I AM DELINQUENT  |
| 5. COMPANY HAS MULTIPLE SUBSCRIPTIONS   |
| 6. COST   |
| 7. COST, I LIVE OUT OF THE COUNTRY, AND HAVE TO PAY MY OWN MEMBERSHIP.  |
| 8. CUTTING BACK ON SUBSCRIPTIONS.   |
| 9. DID NOT KNOW ABOUT IT  |
| 10. DID NOT KNOW ABOUT IT   |
| 11. DID NOT KNOW ABOUT IT, BUT NOW I DO.  |
| 12. DID NOT KNOW OF IT  |
| 13. DIDN'T KNOW ABOUT IT AND REALLY CAN'T AFFORD TO INVEST IN TOO MANY JOURNALS.  |
| 14. DIDN'T KNOW IT EXISTED  |
| 15. DIDN'T KNOW.  |
| 16. DOES NOT ADDRESS MY CURRENT AREA OF FOCUS. DO BROWSE COPIES IN LIBRARY.   |
| 17. DOESN'T CAPTURE MY CURRENT NEEDS  |
| 18. DON'T KNOW ABOUT IT.  |
| 19. DON'T KNOW ABOUT IT.  |
| 20. DON'T KNOW ABOUT IT.  |
| 21. DON'T KNOW MUCH ABOUT IT  |
| 22. DON'T KNOW WHAT IT IS   |
| 23. DON'T SEE IT AS CRITICAL TO MY JOB  |
| 24. FPL DOES  |
| 25. GOOD QUESTION, I HAVE ACCESS TO THE ISSUES AT MY WORK PLACE AND HAVE NOT FELT A NEED TO SUBSCRIBE. I THINK I WILL THOUGH!   |
| 26. HAVE NOT BEEN EXPOSED TO THIS PUBLICATION   |
| 27. HAVE NOT GOTTEN AROUND TO IT. IS IT GOOD?   |
| 28. HAVE NOT SEEN IT  |
| 29. HAVE NOT THOUGHT ABOUT IT RECENTLY  |
| 30. HAVE SUBSCRIBED BUT AM CURRENTLY NOT SUBSCRIBING  |
| 31. HAVEN'T GOT A CHANCE TO LOOK AT IT YET.   |
| 32. HAVEN'T SEEN IT.  |
| 33. HAVEN'T SEEN IT.  |
| 34. HAVING IT ROUTED TO ME AT WORK FROM THE LIBRARY IS SUFFICIENT   |
| 35. I AM CONSIDERING A SUBSCRIPTION.  |
| 36. I AM NO LONGER ACTIVE PROFESSIONALLY.   |
| 37. I AM NOT FAMILIAR WITH THIS PUBLICATION.  |
| 38. I CAN NEVER FIGURE OUT HOW TO PURCHASE THIS JOURNAL. DOES AWC OR FPL HAVE CONTROL OVER IT? I WOULD BE VERY INTERESTED IN READING IT, BUT IF ITS FRUSTRATING TO GET TO THE INFORMATION, I DON'T NEED TO WASTE MY TIME AND WOULD RATHER GO TO ASCE SOURCES. |
| 39. I DID NOT KNOW OF IT  |
| 40. I DO NOT KNOW ABOUT THIS JOURNAL.   |
| 41. I DO NOT WORK IN THE AREA OF STRUCTURAL DESIGN, ENGINEERING, ETC.   |
| 42. I DON'T KNOW A WHOLE LOT ABOUT IT   |
| 43. I DON'T KNOW ANYTHING ABOUT IT.   |

|   |
|---|
| 44. I DON'T THINK IT'S RELEVANT TO MY JOB AND I DON'T READ ALL OF THE FOREST PRODUCTS JOURNAL ALREADY - I'D BE MORE INCLINED TO READ OLL OF THE ARTICLES IN IT INSTEAD OF SUBSCRIBING TO ANOTHER THAT I WOULDN'T DO JUSTICE TO. |
| 45. I DON'T THINK THAT I'VE EVER HEARD OF THIS  |
| 46. I FORGOT ABOUT ITS EXISTENCE.   |
| 47. I GET A NUMBER OF FREE WOOD PRODUCT JOURNALS  |
| 48. I GET IT AS PART OF NFOPA MEMBERSHIP.   |
| 49. I HAVE NO IDEA  |
| 50. I HAVE NOT READ ANY OF THE ABOVE JOURNAL AND DO NOT KNOW THEIR VALUES.  |
| 51. I NEED TO   |
| 52. I SEE IT OCCASIONALLY AND READ INTERESTING ARTICLES.  |
| 53. I WOULD BE INTERESTED   |
| 54. I'M NOT FAMILIAR WITH THIS PUBLICATION.   |
| 55. I'M NOT SURE WHAT THAT IS   |
| 56. IRRELEVANCE   |
| 57. IT IS NOT OF PARTICULAR INTEREST TO ME. IF I WANT INFORMATION FROM WDF AND ON OCCASION I DO I GET IT FROM THE LIBRARY OR OTHER PEOPLE WHO DO SUBSCRIBE.   |
| 58. IT IS NOT RELEVANT TO MY JOB  |
| 59. IT IS NOT RELEVANT TO MY JOB  |
| 60. IT'S NOT RELEVANT TO MY FIELD.  |
| 61. IT'S OUT OF MY INTERESTS.   |
| 62. I'VE NOT HEARD ABOUT IT   |
| 63. JOURNAL IS SUFFICIENT   |
| 64. LACK OF FUNDS   |
| 65. LACK OF INTEREST  |
| 66. LIMITED INTEREST  |
| 67. MY FIRM IS NOT CURRENTLY ACTIVE IN FOREST PRODUCTS BUSINESS   |
| 68. NEVER CONSIDERED THIS.  |
| 69. NEVER HAVE SEEN A COPY.   |
| 70. NEVER HEARD ABOUT IT...   |
| 71. NEVER HEARD OF IT   |
| 72. NEVER HEARD OF IT   |
| 73. NEVER HEARD OF IT   |
| 74. NEVER HEARD OF IT   |
| 75. NEVER HEARD OF IT   |
| 76. NEVER HEARD OF IT.  |
| 77. NEVER HEARD OF IT.  |
| 78. NEVER HEARD. DON'T KNOW HOW TO SUBSCRIBE  |
| 79. NO FUNDING  |
| 80. NO INTEREST   |
| 81. NO INTEREST   |
| 82. NO LONGER WORK WITH WOOD DESIGN   |
| 83. NO PARTICULAR REASON  |
| 84. NO REASON   |
| 85. NO REASON TO  |
| 86. NO TIME TO READ IT!   |
| 87. NO, I JUST READ SOMEONE ELSE'S COPY   |
| 88. NOT ACTIVE IN THIS AREA.  |
| 89. NOT AN AREA THAT I WORK IN  |

|  |
|--|
| 90. NOT APPLICABLE   |
| 91. NOT APPLICABLE TO MY JOB.  |
| 92. NOT AWARE OF IT  |
| 93. NOT AWARE OF IT  |
| 94. NOT AWARE OF IT  |
| 95. NOT AWARE OF IT.   |
| 96. NOT AWARE OF IT.   |
| 97. NOT AWARE OF THE PUBLICATION.  |
| 98. NOT CLOSE TO MY INTERESTS  |
| 99. NOT CONCERNED  |
| 100. NOT CONCERNED WITH DESIGN   |
| 101. NOT DIRECTLY RELEVANT TO MY WORK  |
| 102. NOT FAMILIAR WITH IT  |
| 103. NOT FAMILIAR WITH IT.   |
| 104. NOT FAMILIAR WITH IT.   |
| 105. NOT FAMILIAR WITH PUBLICATION   |
| 106. NOT FAMILIAR WITH THE PUBLICATION   |
| 107. NOT FAMILIAR WITH THIS PUBLICATION  |
| 108. NOT FAMILIAR WITH THIS PUBLICATION  |
| 109. NOT FAVORED.  |
| 110. NOT HEARD OF IT BEFORE.   |
| 111. NOT IMPORTANT ENOUGH TO MY WORK TO JUSTIFY THE COST.                                |
| 112. NOT IN MY AREA  |
| 113. NOT IN MY FIELD   |
| 114. NOT INTERESTED  |
| 115. NOT INTERESTED  |
| 116. NOT INTERESTED  |
| 117. NOT INTERESTED  |
| 118. NOT INTERESTED IN WOOD DESIGN.  |
| 119. NOT INTERESTED ON THIS SUBJECT.   |
| 120. NOT INTERESTED.   |
| 121. NOT MY AREA OF INTEREST   |
| 122. NOT MY AREA OF INTEREST   |
| 123. NOT MY AREA OF INTEREST OR EXPERTISE.   |
| 124. NOT MY AREA OF INTEREST.  |
| 125. NOT NEEDED  |
| 126. NOT OF INTEREST   |
| 127. NOT OF INTEREST   |
| 128. NOT OF INTEREST TO ME   |
| 129. NOT PART OF JOB INTEREST. BUT ORDERED VOL 13, NUMBER 2, SUMMER 2003 ADDRESSING MOLD |
| 130. NOT PERTINENT   |
| 131. NOT PERTINENT TO MY AREA OF ACTIVITY.   |
| 132. NOT QUITE RELEVANT  |
| 133. NOT RELEVANT  |
| 134. NOT RELEVANT  |
| 135. NOT RELEVANT  |
| 136. NOT RELEVANT  |
| 137. NOT RELEVANT  |

|   |
|---|
| 138. NOT RELEVANT   |
| 139. NOT RELEVANT FOR MY JOB  |
| 140. NOT RELEVANT FOR MY WORK   |
| 141. NOT RELEVANT TO ME   |
| 142. NOT RELEVANT TO ME   |
| 143. NOT RELEVANT TO ME.  |
| 144. NOT RELEVANT TO MY INDUSTRY  |
| 145. NOT RELEVANT TO MY JOB   |
| 146. NOT RELEVANT TO MY JOB   |
| 147. NOT RELEVANT TO MY JOB.  |
| 148. NOT RELEVANT TO MY WORK  |
| 149. NOT SURE WHAT IT IS  |
| 150. NOT SURE, I WOULD LIKE TOO.  |
| 151. NOT TOO RELATIVE TO INTEREST   |
| 152. OCCASIONALLY SEE IT AT WORK. THUS, NO NEED TO SUBSCRIBE.                                 |
| 153. OFFICE COPY ROUTED   |
| 154. OUTSIDE MY FIELD   |
| 155. PERUSE OCCASIONALLY FOR PERTINENT SUBJECTS BUT NOT ENOUGH "MEAT" TO JUSTIFY SUBSCRIPTION |
| 156. RELEVANCE?   |
| 157. RETIRED  |
| 158. RETIRED  |
| 159. RETIRED  |
| 160. RETIRED  |
| 161. RETIRED  |
| 162. RETIRED  |
| 163. SEE 13   |
| 164. THE ORGANIZATION I WORK FOR HAS A SUBSCRIPTION. I USE THE JOURNAL AS REFERENCE.          |
| 165. TIME   |
| 166. TOO EXPENSIVE  |
| 167. UNAWARE OF IT.   |
| 168. UNKNOWN  |
| 169. USED TO SUBSCRIBE BUT I HAVE TOO MUCH TO READ NOW TO SUBSCRIBE TO ANYTHING ELSE.         |
| 170. USED TO, BUT DROPPED WHEN FULLY RETIRED.   |
| 171. WASN'T AWARE OF IT   |
| 172. WASN'T EVEN AWARE OF THIS ISSUE.   |
| 173. WE GET IT AT WORK  |
| 174. WHAT IS IT?  |
| 175. WHAT THIS JOURNAL FOR? I DID NOT KNOW ABOUT IT.  |
| 176. WOULD LIKE TO SEE PUBLICATION  |
| 177. WOULD LIKE TO, BUT ALREADY PAY TOO MANY OTHER JOURNAL DUES FROM MY OWN POCKET            |

| Have you ever ordered any special publications from the FPS such as<br>19. manuals, proceedings, and textbooks? |  | Number of Responses | Response Ratio |
|---|--|---------------------|----------------|
| No (skip to Question 21)  |   | 135                 | 31%            |
| Yes (go to Question 20)   |  | 301                 | 69%            |
| <b>Total</b>  |  | 436                 | 100%           |

20. If you have ordered special publications:

|  | N   | Minimum | Maximum | Mean | Total | Std. Deviation |
|--|-----|---------|---------|------|-------|----------------|
| Number of publications purchased in the past year    | 116 | 1       | 50      | 3    | 348   | 5.97373        |
| Number of publications purchased in the past 5 years | 241 | 1       | 150     | 5    | 1,205 | 10.75134       |

ATTENDANCE AT SOCIETY MEETINGS

| Please Indicate the frequency of your attendance at the Forest Products Society Annual Convention (select one) |  | Number of Responses | Response Ratio |
|--|--|---------------------|----------------|
| Every Year   |  | 94                  | 21%            |
| Once every 2-3 years   |  | 218                 | 49%            |
| I have never attended  |  | 132                 | 30%            |
| <b>Total</b>   |  | <b>444</b>          | <b>100%</b>    |

22. If you do not attend the FPS annual convention, why not?

|   |
|---|
| 1. \$ & TIME  |
| 2. ALWAYS SEEMS TO HAPPEN DURING MY HOLIDAYS  |
| 3. ATTEND EVERY 8-10 YEARS OR SO. MUCH MORE FRQUENTLY WHEN I WAS AT THE UNIVERSITY. MOST IS NOT RELEVANT. ONLY GO TO SEE FRIENDS. |
| 4. ATTEND WHEN IT IS LOCAL IF POSSIBLE, HOWEVER, IT OFTEN CONFLICTS WITH OUR OWN ANNUAL MEETING.                                  |
| 5. ATTENDANCE HAS BEEN EVERY 5-6 YEARS.   |
| 6. AVG. EVERY 10 YEARS.   |
| 7. BOSS ATTENDS.  |
| 8. BUDGET CONSTRAINTS RESTRICT THE FREQUENCY OF MY PARTICIPATION  |
| 9. BUDGET, TIME   |
| 10. BUDGETARY CONSTRAINTS   |
| 11. BUSINESS SCHEDULE CONFLICTS - MOST OFTEN AND TRYING TO MANAGE TRAVEL SCHEDULE WITH WORK AND FAMILY                            |
| 12. BUSY SCHEDULE   |
| 13. CAN NOT ATTEND ALL EVENTS AND THIS IS OF LOWER PROIRITY   |
| 14. CAN ONLY AFFORD EVERY 2 TO 3 YEARS. COST OF ANNUAL MEETING GREATLY EXCEEDS THAT OF COMPARABLE MEETINGS.                       |
| 15. CANNOT AFFORD TO TRAVEL   |
| 16. CANNOT FIND FUNDING TO ATTEND.  |
| 17. CANNOT MAKE IT EVERY YEAR DUE TO COST OF TRAVEL AND ACCOMMODATION.  |
| 18. CAN'T BREAK FREE FROM WORK, AND I WOULD HAVE TO FUND THE TRIP MYSELF.   |
| 19. CAN'T JUSTIFY THE EXPENSE AND LOSS OF TIME  |
| 20. COMPANY WILL NOT SUPPORT & I CAN AFFORD IT PERSONALLY.  |
| 21. CONFLICT  |
| 22. CONFLICT OF DATES.  |
| 23. CONFLICTS WITH OTHER MEETINGS, HAVE LIMITED TRAVEL TIME   |
| 24. CONFLICTS WITH SUMMER PLANS; LOCATIONS ARE NOT NEAR MAJOR AIRPORTS  |
| 25. CORRECT RESPONSE TO #21 IS ONCE EVERY 5 TO 10 YEARS. LIMITED FUNDS. FPS IS NOT RELEVANT TO MY FIELD OF WOOD RESEARCH.         |
| 26. COST  |
| 27. COST  |
| 28. COST  |
| 29. COST - MEAGER STATE BUDGETS JUST DONO'T ALLOW FOR \$1500 - \$2000 TRIPS..   |






|     |  |
|-----|--|
| 30. | COST AND PERTINENCE  |
| 31. | COST AND RELEVANCY   |
| 32. | COST IS NOW EXTREMELY HIGH RELATIVE TO OTHER PROFESSIONAL ORGANIZATIONS I PARTICIPATE IN AND THE PROGRAM IN MY INTEREST AREA IS USUALLY NOT STRONG   |
| 33. | COST OF OVERSEAS TRAVEL  |
| 34. | COST OF TRAVEL AND AVAILABILITY OF TIME OFF FROM WORK  |
| 35. | COST VERSUS BENEFIT  |
| 36. | COST, DIRECT RELEVENCE   |
| 37. | COST, LACK OF SUPPORT FROM ORGANIZATION & CONFLICTS  |
| 38. | COST, OTHER PRIORITIES, GO TO THINGS MORE SPECIFIC TO MY WORK IN STRUCTURAL WOOD DESIGN.   |
| 39. | COST. I (MY COMPANY) HAS TO PAY FOR IT. I ATTEND ONLY WHEN I AM PRESENTING A PAPER.  |
| 40. | COST/LOCATION  |
| 41. | COSTS AND TOPICS   |
| 42. | COSTS, TIME.   |
| 43. | DISTANCE FROM HOME   |
| 44. | DO NOT SEE ALOT OF PRACTICAL PRESENTATIONS   |
| 45. | EXPENSE AND CONVENTION RELEVANCY   |
| 46. | EXPENSE AND TIMING OFTEN POOR  |
| 47. | EXPENSIVE!   |
| 48. | EXPENSIVE. TOO LITTLE TIME DEVOTED TO TECHNICAL CONTENT - TOO MANY CONCURRENT SESSIONS, I CAN'T GET TO ALL THE SESSIONS I WANT.  |
| 49. | FEE  |
| 50. | FINDING TIME IN THE SCHEDULE IS MY MAIN PROBLEM  |
| 51. | FOREIGN MEMBER, TIME AND TRAVELING EXPENSES  |
| 52. | FREQUENCY IS VERY LOW - HARD TO FIND TIME AND MAKE THAT COMMITMENT; DOES NOT ALIGN WITH CURRENT BUSINESS WORK.   |
| 53. | FUNDING MAY NOT BE AVAILABLE   |
| 54. | HAVE ATTENDED ONCE, LAST YEAR. REASON IS LONG DISTANCE & TIME DIFFERENCE FROM EUROPE   |
| 55. | HAVE NOT SET TIME ASIDE TO DO SO.  |
| 56. | I AM FROM TURKEY. I AM NOT ENOUGH FINANCIAL SUPPORT TO ATTEND.   |
| 57. | I AM NO LONGER ACTIVE PROFESSIONALLY   |
| 58. | I AM VERY ACTIVE IN THE SOCIETY OF AMERICAN FORESTERS (SOCAL CHAIR, SCIENCE ADVISOR, WORKING GROUP MEMBER). I ONLY HAVE SO MUCH TIME TO GIVE TO MY PROFESSIONAL ORGANIZATIONS....  |
| 59. | I ATTEND LESS FREQUENTLY THAN I ANSWERED IN QUESTION 21 - ONCE EVERY 5 - 10 YEARS. I DO NOT ATTEND FREQUENTLY BECAUSE I CANNOT JUSTIFY THE EXPENSE TO MY EMPLOYER TO LISTEN TO PAPERS PRESENTED BY A BUNCH OF GRAD STUDENTS THAT HAVE NO RELEVANCE TO MY JOB. IT IS ALSO DIFFICULT TO JUSTIFY THE TIME AWAY FROM WORK. MY EMPLOYER WOULD SEND ME TO THE MEETINGS IF I REQUESTED IT - I JUST DON'T SEE THE NEED |
| 60. | I ATTEND THE FPS ANNUAL CONVENTION WHENEVER I HAVE FUNDS AVAILABLE IN MY OPERATING BUDGET. I WOULD ATTEND EVERY YEAR IF I HAD ADEQUATE FUNDS.  |
| 61. | I ATTENDED AS A STUDENT, TO NETWORK AND MEET POTENTIAL EMPLOYERS (WHICH WORKED). AS A PROFESSIONAL NOW, I FIND THE FPS SUBJECT MATERIAL ONLY MARGINALLY RELEVANT TO MY JOB, AND I'VE LAPSED IN MY PERSONAL CONTACTS ON THE ACADEMIC SIDE, WHICH I PERCEIVE IS THE MAJORITY OF ATTENDEES TO THESE MEETINGS.   |
| 62. | I ATTENDED EVERY ANNUAL MEETING FOR 40 YEAR. NOW, IT IS TOO EXPENSIVE TO ATTEND EVERY MEETING.   |
| 63. | I ATTENDED EVERY YEAR UNTIL THE FORMAT WAS CHANGED IN THE EARLY 1990S TO MAKE IT MORE "INTERESTING" TO INDUSTRY. I AM ONE INDUSTRY INDIVIDUAL WHO DID NOT LIKE THE FORMAT CHANGE AND HAVE NOT ATTENDED ONE SINCE.  |

|      |  |
|------|--|
| 64.  | I CANNOT ATTEND ALL THE CONVENTIONS,AND IT JUST GOT VOTED OUT.   |
| 65.  | I CAN'T JUSTIFY SPENDING MY UNIVERSITY'S MONEY FOR ONE OR TWO SESSIONS WHICH INTEREST ME. THERE IS LITTLE INDUSTRY INVOLVEMENT OR CONTACT TIME.  |
| 66.  | I DO NOT FEEL IT WILL BENEFIT ME.  |
| 67.  | I HAVE ATTENDED 2-3 MEETINGS BUT THEY OCCUR IN CONFLICT WITH ANOTHER ASTM MEETING THAT I ATTEND.   |
| 68.  | I HAVE ATTENDED, BUT IT HAS BEEN MORE THAN 3 YEARS   |
| 69.  | I HAVE HAD CONFLICTS WITH THE TIME OF THE MEETING. I PLAN TO ATTEND NEXT YEAR.   |
| 70.  | I HAVE NOT ATTEND AN ANNUAL MEETING FOR THE PAST 10 YEARS BUT DID ATTEND FAIRLY REGULARLY FROM 1974-1994   |
| 71.  | I HAVE NOT ATTENDED IN YEARS, AS IT DOES NOT FIT AS A BUSINESS ACTIVITY FOR OUR ORGANIZATION.  |
| 72.  | I HAVE NOT ATTENDED SINCE I WAS A STUDENT. BECAUSE OF FAMILY CONSTRAINTS, I NEED TO MINIMIZE MY TRAVEL AWAY FROM HOME AND ALREADY TRAVEL ABOUT EIGHT WEEKS PER YEAR FOR BUSINESS.          |
| 73.  | I HAVE NOT ENOUGH RESOURCES TO ATTEND TO THE FPS ANNUAL CONVENTION   |
| 74.  | I JUST GRADUATED 1 YEAR AGO AND DO NOT HAVE THE SWING TO BE ABLE TO ATTEND AT THIS TIME.   |
| 75.  | I LIVE IN BRAZIL. WHEN GOING TO USA IS TO ATTEND AWPA MEETINGS.  |
| 76.  | I LIVE IN SA, AND IT'S DIFFICULT (BUDGET-WISE) TO TRAVEL TO US EVERY YEAR.   |
| 77.  | I LIVE IN SOUTH AFRICA NOW   |
| 78.  | I LIVE TOO FAR AWAY!   |
| 79.  | I ONLY ATTENDED THE ONE THAT WE HOSTED IN GRAND RAPIDS. IN MOST CASES, THE TOPIC AND TIME IT WOULD TAKE DOESN'T OFFER A VALUE TO ME.   |
| 80.  | I USED TO ATTEND EVERY YEAR, HAD TO QUIT FOR FAMILY REASONS  |
| 81.  | I WAS ABLE TO ATTEND 3 ANNUAL CONVENTIONS. ATTENDANCE WAS CONTROLLED BY MY EMPLOYER (FPL).   |
| 82.  | I WAS OUT OF THE COUNTRY LAST YEAR   |
| 83.  | I WILL IN THE FUTURE IF IT IS IN A NEAR BY LOCATION.   |
| 84.  | I'M A MEMBER IN ORDER TO BE SOMEWHAT AWARE OF WHAT'S GOING ON, BUT GENERALLY I DON'T HAVE THE TIME TO ACTIVELY PARTICIPATE   |
| 85.  | IN NEW ZEALAND?  |
| 86.  | IT IS AN EXPENSIVE TRIP FOR ME.  |
| 87.  | IT IS EXPENSIVE AND TIME CONSUMING   |
| 88.  | I'VE ATTENDED TWICE IN 15 YEARS BECAUSE IT WAS CLOSE GEOGRAPHICALLY  |
| 89.  | JOB COMMITMENTS AND COST.  |
| 90.  | LACK OF TIME AND THE EXPENSE OF ATTENDING  |
| 91.  | LIMITED TRAVEL TIME.   |
| 92.  | LIVE IN NEW ZEALAND  |
| 93.  | LIVING IN BRAZIL IS VERY EXPENSIVE TO ATTEND THE FPS CONVENTION  |
| 94.  | LOCATION IS NOT ATTRACTIVE   |
| 95.  | LOCATION OR GENERALLY TIMING HAS NOT MADE IT POSSIBLE.   |
| 96.  | MEETING CONTENT NOT RELEVANT TO JOB AND ALSO TIME CONSTRAINTS.   |
| 97.  | MOST OF THE TIME, THERE ARE NOT TOO MUCH SUBJECT MATTER ON COMPOSITE PANELS. ADDITIONALLY, I NEED TO MAKE BUDGET CHOICES AND HAVE CHOSEN TO PARTICIPATE IN OTHER PROFESSIONAL CONVENTIONS. |
| 98.  | MOSTLY A TIME CONSTRAINT ISSUE   |
| 99.  | MOSTLY ACADEMICS.  |
| 100. | MY AGE CURRENTLLY IN PAST, OTHER DUTIES & LACK OF FUNDS  |
| 101. | MY COMPANY USUALLY SENDS ONE OR TWO REPRESENTATIVES. SOME LOCATIONS ARE TOO EXPENSIVE TO SEND MORE.  |

|  |
|--|
| 102. MY PHYSICAL CONDITION DOES NOT PERMIT IT. WHILE WORKING, I ATTENDED ANNUALLY  |
| 103. MY SCHEDULE IS GENERALLY TOO TIGHT TO ACCOMODATE THE TRAVEL DURING SUMMER MONTHS.   |
| 104. NEW MEMBER  |
| 105. NO FUNDS AVAILABLE FOR TRAVEL   |
| 106. NO INTEREST   |
| 107. NO MONEY  |
| 108. NO RETURN ON ENVESTMENT   |
| 109. NO TIME   |
| 110. NO TIME   |
| 111. NOT A MEMBER UNTIL NOW  |
| 112. NOT APPLICABLE TO MY JOB.   |
| 113. NOT AS VALUABLE AS OTHER MEETINGS, AND NEED TO MAKE CHOICES.  |
| 114. NOT CLOSE ENOUGH TO WHERE I LIVE.   |
| 115. NOT CONVENIENT  |
| 116. NOT ENOUGH TIME OR MONEY CURRENTLY.   |
| 117. NOT INDUSTRY FOCUSED  |
| 118. NOT MY HIGHEST PRIORITY.  |
| 119. NOT OF ENOUGH INTEREST USUALLY TOO COSTLY TO TRAVEL TO THE MEETING LOCATION   |
| 120. NOT RELEVANT  |
| 121. NOT RELEVANT INFORMATION, AIMED AT ACADEMIC PROMOTION SYSTEM, INDUSTRY IS FAR AHEAD.  |
| 122. NOT RELEVANT TO MY JOB  |
| 123. NOT SUFFICIENTLY, DIRECTLY RELAVENT TO JOB.   |
| 124. NOTHING OF INTEREST TO MY BUSINESS  |
| 125. NOTHING RELEVANT TO MY NEEDS THIS YEAR  |
| 126. ONLY ONCE IN 12 YEARS. NOT RELEVANT. MEMBERS ARE SO ARROGANT AND THINK THEY KNOW IT ALL.  |
| 127. OTHER PRIORITIES  |
| 128. OTHER REPRESENTATION  |
| 129. OTHER REPRESENTATIVES OF MY ORGANIZATIONS SHARE THE EXPERIENCE AS WE CANNOT ALL ATTEND AT THE SAME TIME.                                    |
| 130. OTHERS IN MY COMPANY ATTEND TO REPRESENT US.  |
| 131. OTHERS IN MY ORGANIZATION HAVE HIGHER PRIORITY.   |
| 132. OTHERS IN OUR ORGANIZATION ARE INVOLVED.  |
| 133. OVERSEAS MEMBER   |
| 134. QUALITY OF PRESENTATIONS COST LIMITED TIME  |
| 135. REGISTRATION FEES ARE TOO HIGH.   |
| 136. RELEVANCE TO MY JOB?  |
| 137. RETIRED   |
| 138. RETIRED   |
| 139. RETIRED   |
| 140. RETIRED, ATTENDANCE NO LONGER RELEVANT TO ME. I HAVE NOT ATTENDED ONE IN YEARS.   |
| 141. RETIRED. I WOULD HAVE TO ATTEND AT MY OWN COST.   |
| 142. SCHEDUEL IS TIGHT.  |
| 143. SCHEDULE CONFLICT.  |
| 144. SCHEDULING HAD BEEN A CONSIDERATION, AS WELL AS DISTANCE AND COST. MORE RECENTLY, PERSONAL AND FAMILY HEALTH HAVE BEEN THE MAIN IMPEDIMENT. |
| 145. SCHEDULING OR FINANCIAL CONSTRAINTS   |
| 146. SOME YEARS IT DOES NOT FIT MY SCHEDULE  |




|  |
|--|
| 147. SOMEONE ELSE FROM OUR COMPANY ATTENDS.  |
| 148. SUBJECT MATTER IS TOO BROAD   |
| 149. THE CONVENTION RARELY HAS ENOUGH SPEAKERS IN THE AREA OF FOREST OPERATIONS SCIENCE.   |
| 150. THERE ARE NOT ENOUGH SESSIONS OR PAPERS IN MY AREA OF INTEREST: WOOD ENGINEERING.   |
| 151. THERE IS LITTLE OF MY RESEARCH AREA AND OTHER MEETINGS ARE MORE RELEVANT. I DO SEND MY STUDENTS TO FP.                      |
| 152. THEY SHOULD ALTERNATE ONE YEAR WEST COAST, ONE YEAR EAST COAST  |
| 153. THIS IS MY FIRST YEAR AS A MEMBER AND I HAD A SCHEDULING CONFLICT - I WILL TRY TO ATTEND NEXT YEAR'S MEETING                |
| 154. THIS YEAR WAS MY FIRST  |
| 155. TIME  |
| 156. TIME  |
| 157. TIME AND COST   |
| 158. TIME AND COST LIMITATIONS, AND I ATTEND THE NATIONAL SAF CONVENTION ONCE EVERY 2-3 YEARS.                                   |
| 159. TIME AND MONEY  |
| 160. TIME AVAILABILITY   |
| 161. TIME CONSTRAINTS  |
| 162. TIME CONSTRAINTS  |
| 163. TIME, COST, COMPETITION WITH OTHER MEETINGS   |
| 164. TIME, DISTANCE, COST AND RELEVANCE OF TOPICS TO MY JOB.   |
| 165. TIME/FINANCIAL LIMITATIONS  |
| 166. TIMING  |
| 167. TIMING IS DIFFICULT FOR UNIVERSITY-BASED STAFF. FISCAL YEAR ENDS ON JUNE 30, SO HAVING A MEETING IN LATE JUNE IS DIFFICULT. |
| 168. TIMING ISSUE WITH WORK RESPONSIBILITES  |
| 169. TOO BUSY RUNNING MY COMPANY   |
| 170. TOO COSTLY AND NOT ENOUGH RELEVANT INFORMATION  |
| 171. TOO EXPENSIVE   |
| 172. TOO EXPENSIVE   |
| 173. TOO EXPENSIVE   |
| 174. TOO EXPENSIVE FOR MY EDUCATION TRAVEL BUDGET.   |
| 175. TOO EXPENSIVE FPS PRESENTATIONS ARE NOT FUNDAMENTAL ENOUGH AND SEE THAT SWST MAY FILL IN THAT GAP                           |
| 176. TOO EXPENSIVE TO GO ABROAD  |
| 177. TOO EXPENSIVE!  |
| 178. TOO EXPENSIVE.  |
| 179. TOO EXPENSIVE; NOT INTERESTED IN MOST OF THE TOPICS   |
| 180. TOO FAR AWAY  |
| 181. TOO FAR AWAY, I BASED IN EUROPE   |
| 182. TOO FAR AWAY, NOT THAT INTERESTED   |
| 183. TOO FAR DISTANT - I LIVE IN AUSTRALIA!  |
| 184. TOO HIGH PARTICIPATION COSTS  |
| 185. TOO MANY MEETINGS, TOPICS OFTEN OF LIMITED INTEREST AND RELEVANCE   |
| 186. TOO MANY MEETINGS... TOO MUCH MONEY... TOO LITTLE RETURN  |
| 187. TOO MUCH OVERLAP IN PRESENTATIONS.  |
| 188. TOO OLD- I DON'T TRAVEL WELL ANYMORE  |
| 189. TRAVEK FUNDS  |
| 190. TRAVEL BUDGET CONSTRAINTS   |

|  |
|--|
| 191. TRAVEL DISTANCE   |
| 192. TRAVEL SCHEDULE DOESN'T ALLOW & OTHERS FROM MY COMPANY USUALLY ARE IN ATTENDANCE.   |
| 193. TRAVEL, DISTANCE PROHIBATIVE  |
| 194. TYPICALLY, THEY ARE NOT LOCATED CLOSE TO MY OFFICE AND WE HAVE A VERY LIMITED BUDGET FOR ATTENDANCE AT CONVENTIONS. WE DO PARTICIPATE IN MANY OF OUR MAJOR TECHNICAL SOCIETY MEETINGS THAT ARE MORE RELEVANT TO THE MAJORITY OF OUR WORK, SUCH AS AISC AND ACI. |
| 195. USUALLY CONFLICT WITH CONSTRUCTION PROJECTS AT CLIENT SITES.  |
| 196. USUALLY HELD AT THE SAME TIME AS SFPA EXPO  |
| 197. USUALLY NOT MY MOST PRESSING BUSINESS CONCERN.  |
| 198. VERY EXPENSIVE  |
| 199. WHEN I WAS WORKING THE COMPANY PAID AND I ATTENDED EVERY YEAR. IT IS TOO EXPENSIVE TODAY.   |
| 200. WORK SCHEDULE HAS PREVENTED MY ATTENDANCE OR PERSONAL EVENTS.   |

| If you do attend the Forest Products Society Annual Convention, what are your motivation(s) for attending? (check all that apply) |   | Number of Responses | Response Ratio |
|---|---|---------------------|----------------|
| Information received is relevant to my job  |   | 276                 | 84%            |
| Business network with peers   |   | 241                 | 73%            |
| Social interaction  |    | 166                 | 51%            |
| Contribute to resume (give presentations/posters)   |  | 120                 | 37%            |
| <a href="#">VIEW</a> Other, Please Specify:   |  | 25                  | 8%             |

Other:

|  |
|--|
| 1. THE CONFERENCE IS RELEVANT TO MY WORK     |
| 2. CONFERENCES ARE GREAT. KEEP UP GOOD WORK. |
| 3. EXPOSURE AS A SPEAKER                     |
| 4. LOCAL OFFERINGS ARE MORE RELEVANT         |
| 5. MODERATE SESSIONS FOR MY SECTION          |
| 6. ON CONFERENCE COMMITTEE                   |
| 7. ON PLANNING COMMITTEE OR CO-CHAIR         |
| 8. PRESENTATION                              |
| 9. PRESENTATION OF BUSINESS ISSUES           |
| 10. PRESENTER                                |
| 11. SHARE OUR RESEARCH FINDINGS WITH OTHERS  |

| 24. Please indicate the frequency of your attendance at FPS sponsored or co-sponsored technical conferences or symposia (select one) |   | Number of Responses | Response Ratio |
|--|---|---------------------|----------------|
| Every year   |  | 35                  | 8%             |
| Once every 2-3 years   |  | 251                 | 58%            |
| I have never attended  |  | 148                 | 34%            |
| <b>Total</b>   |   | 434                 | 100%           |

26. If you have not attended an FPS sponsored technical conference or symposia, why not?

|   |
|---|
| 1. \$\$\$\$\$   |
| 2. A LITTLE PRICY FOR CANADIANS.  |
| 3. AGAIN - I AM A NEW MEMBER AND JUST HAVEN'T TAKEN ADVANTAGE OF ANY OF THESE OPPORTUNITIES AT THIS TIME  |
| 4. AGAIN, I USED TO ATTEND REGULARLY, AND HELPED ORGANIZED SEVERAL CONFERENCES. NOW, I AM RETIRED.  |
| 5. ATTEND WHEN THE SUBJECT AND LOCATION FIT WITH MY PROFESSIONAL INTERESTS  |
| 6. ATTENDED ONCE, WOOD DRYING; INTERESTING - BUT ALSO LONG DISTANCE   |
| 7. BOSS ATTENDS   |
| 8. BUDGET CONSTRAINTS   |
| 9. BUSY, TRAVEL BUDGET, USUALLY SOMEONE ELSE FROM MY ORGANIZATION GOES  |
| 10. CANNOT AFFORD TO TRAVEL   |
| 11. CONFLICT IN SCHEDULE  |
| 12. CORRECT RESPONSE IS AGAIN EVERY 5 TO 10 YEARS. AGAIN FPS IS NOT RELEVANT TO MY FIELD OF WOOD PRODUCTS RESEARCH. YEARS AGO, I ADVOCATED A TIG AND SESSION AT AN ANNUAL MEETING. WITH INDUSTRY SUPPORT, SESSION WAS HELD. IT WAS A TOTAL FAILURE. |
| 13. COST  |
| 14. COST  |
| 15. COST, FEW DIRECTLY RELATED TO MY SPECIFIC WORK.   |
| 16. COSTS AND TOPICS  |
| 17. COSTS, TIME.  |
| 18. DID NOT SEEM RELEVANT TO MY JOB SO FAR.   |
| 19. DISTANCE FROM MEETINGS  |
| 20. DON'T HAVE TIME FOR SO MANY MEETINGS  |
| 21. DUE TO BUSY WORK SCHEDULE.  |
| 22. EXPENSE, RELEVANCE.   |
| 23. FORMERLY ATTENDED REGULARLY   |
| 24. HEALTH  |
| 25. I AM A NEW MEMBER   |
| 26. I AM NEW TO THIS AREA AND PLAN ON ATTENDING TECHNICAL CONFERENCES IN THE FUTURE DEPENDING ON RELEVANCE.   |
| 27. I AM NO LONGER ACTIVE PROFESSIONALLY  |
| 28. I AM NOT ENOUGH FINANCIAL SUPPORT TO ATTEND.  |
| 29. I ATTEND THE LOCAL CHAPRTER EVENTS ANNUALLY.  |
| 30. I DID MORE WHEN GOING TO SCHOOL AT UBC BUT IT IS NOT AS CONVENIENT NOW IN MY WORKING CAREER.  |

|   |
|---|
| 31. I DO NOT FEEL THEY WILL BENEFIT ME; OR THEY DO NOT APPLY TO MY CURRENT INTERESTS.                                     |
| 32. I HAVE ATTENDED A FEW OVER THE YEARS, BUT NOT EVERY 2-3 YEARS. TIME IS THE REASON, AND RELEVANCE TO MY JOB.           |
| 33. I HAVE ATTENDED A FEW OVER THE YEARS, WHEN RELEVANT TO MY WORK  |
| 34. I HAVE ATTENDED SEVERAL LONG AGO  |
| 35. I HAVE ATTENDED, BUT ONLY ABOUT ONCE EVERY 5 YEARS. RELEVANCE AND COST ARE CONSIDERATIONS                             |
| 36. I HAVE NOT ATTENDED ANY SINCE RETIREMENT  |
| 37. I HAVEN'T RUN ACROSS ONE THAT DIRECTLY APPLIED TO MY JOB. THAT MAY CHANGE WITH WOOD ADHESIVES 2005.                   |
| 38. I JUST GRADUATED 1 YEAR AGO AND DO NOT HAVE THE SWING TO BE ABLE TO ATTEND AT THIS TIME.                              |
| 39. I LIVE IN AUSTRALIA - SUCH EVENTS WOULD NEED TO CO-INCIDE WITH MY TRIPS TO NORTH MERICA - ABOUT TWICE ANNUALLY        |
| 40. I LIVE TOO FAR AWAY   |
| 41. I LIVE TOO FAR AWAY.  |
| 42. I NEVER FELT THAT ONE WAS RELEVANT ENOUGH FOR ME.   |
| 43. I ONLY ATTEND THE WOOD-PLASTIC CONFERENCE IN BOTH MADISON AND TORONTO   |
| 44. I SELDOM ATTEND (SAME REASONS AS MENTIONED ABOVE) BECAUSE OF FAMILY CONSTRAINTS AND BUSINESS TRAVEL ALREADY REQUIRED. |
| 45. INTEREST AND RELEVANCE NOT APPLICABLE TO MY WORK  |
| 46. IT IS AN EXPENSIVE TRIP FOR ME.   |
| 47. LACK OF CONVENIENCE   |
| 48. LACK OF FUNDS   |
| 49. LACK OF RELEVANCE   |
| 50. LACK OF TIME  |
| 51. LACK OF TIME AND EXPENSE  |
| 52. LACK OF TIME AND TRAVEL MONEY.  |
| 53. LIMITED TRAVEL ALLOWANCE  |
| 54. LIMITED TRAVEL TIME.  |
| 55. LIVE IN NEW ZEALAND   |
| 56. LOCATION  |
| 57. LOCATION, IMMEDIATE RELEVANCE   |
| 58. MAY ATTEND IN FUTURE.   |
| 59. MY OFFICE IS ACTIVE IN SUPPORTING THESE SYMPOSIA. OFTEN TIMES, OTHERS ATTEND TO REPRESENT OUR COMPANY.                |
| 60. NEVER CLOSE TO WHERE I LIVE.  |
| 61. NEW MEMBER  |
| 62. NEW MEMBER  |
| 63. NEW MEMBER AND I HAVEN'T NOTICED ONE IN MY AREA OF INTEREST, TIMBER DESIGN FOR COLLEGE STUDENTS.                      |
| 64. NO INTEREST.  |
| 65. NO LONGER INTERESTED  |
| 66. NO LONGER RELATED TO PRIMARY JOB.   |
| 67. NO LONGER RELEVANT TO MY CAREER.  |
| 68. NO RETURN ON INVESTMENT   |
| 69. NO TIME   |
| 70. NO TIME IN AN ALREADY BUSY SCHEDULE   |
| 71. NO TIME TO ATTEND   |
| 72. NO TIME...  |

|   |
|---|
| 73. NON APPLICABLE  |
| 74. NONE ARE RELEVANT   |
| 75. NONE HAVE BEEN OFFERED IN MY AREA THAT ARE RELEVANT ENOUGH TO MAKE TIME FOR.            |
| 76. NONE IN MY AREA OF EXPERTISE (FOREST PRODUCTS MARKETING AND FOREST ECONOMICS)           |
| 77. NONE IN MY AREA.  |
| 78. NONE RELEVANT TO MY JOB OR HAVE CONFLICTS WITH BUSINESS AND/OR PERSONNEL COMMITMENTS.   |
| 79. NOT A MEMBER UNTIL NOW  |
| 80. NOT ALWAYS APPLICABLE TO MY JOB; DATE CONFLICTS.  |
| 81. NOT APPLICABLE TO MY JOB.   |
| 82. NOT ENOUGH INFORMATION DIRECTLY RELATED TO MY JOB.                                      |
| 83. NOT ENOUGH TIME OR MONEY  |
| 84. NOT INTERESTED  |
| 85. NOT RELATIVE  |
| 86. NOT RELEVANT  |
| 87. NOT RELEVANT TO MY AREA   |
| 88. NOT RELEVANT TO MY JOB  |
| 89. NOT RELEVANT TO MY RESEARCH   |
| 90. NOT WORTH THE COST  |
| 91. NOTHING LOCAL. CLOSEST ACTIVITIES SEEM TO BE IN WESTERN OREGON, I'M IN BOISE CURRENTLY. |
| 92. OTHER DUTIES AND LACK OF FUNDS  |
| 93. OTHER REPRESENTATION  |
| 94. OTHERS ATTEND FOR COMPANY, IF APPROPRIATE.  |
| 95. PROBABLY NOT NEVER - BUT RARELY. BUDGET AND INTEREST.                                   |
| 96. RELEVANCE?  |
| 97. THERE HAS NOT BEEN ONE IN MY FIELD. ALSO, I AM LOCATED IN A MORE REMOTE LOCATION.       |
| 98. THEY ARE NEVER IN MY AREA OF INTEREST   |
| 99. THEY ARE NOT IN MY DIRECT INTEREST ISSUES   |
| 100. THEY ARE TYPICALLY NOT RELEVANT.   |
| 101. THOSE ARE BAD CATEGORIES FOR THIS QUESTION (24)  |
| 102. TIME AND EXPENSE   |
| 103. TIME AND SUBJECT MATTER  |
| 104. TIME AVAILABILITY  |
| 105. TIME AVAILABILITY  |
| 106. TIME CONSTRAINTS   |
| 107. TIME CONSTRIANTS WITH MY JOB PLUS CONTENT VERSUS OTHER CONFERENCES.                    |
| 108. TIME, COST, TOPICS.  |
| 109. TIME, MONEY  |
| 110. TOO EXPENSIVE  |
| 111. TOO EXPENSIVE TO GO ABROAD   |
| 112. TOO FAR AWAY   |
| 113. TOO FAR AWAY, I BASED IN EUROPE  |
| 114. TOO HIGH PARTICIPATION COSTS   |
| 115. TOO MANY MEETINGS, TOO LITTLE TIME   |
| 116. TOO MANY OTHER MEETINGS AND ORGANIZATIONS.   |
| 117. TOPICS   |
| 118. TOPICS ARE NOT CLOSELY RELATED TO MY INTERESTS, LACK OF TIME AND RESOURCES.            |

|   |
|---|
| 119. TOPICS ARE NOT RELATED   |
| 120. TOPICS OF INTEREST NOT COVERED   |
| 121. TRAVEL BUDGET CONSTRAINTS  |
| 122. TRAVEL BUDGET.   |
| 123. TRAVEL DISTANCE  |
| 124. USUALLY NOT THAT INTERESTING TO ME.  |
| 125. USUALLY TOPIC IS NOT OF INTEREST. ECONOMIC AND MARKET TOPICS ARE OF INTEREST BUT I HAVE OTHER CHOICES THAT ARE A HIGHER PRIORITY |

| Please indicate the frequency of your attendance at FPS Chapter/Section meetings (select one) |  | Number of Responses | Response Ratio |
|---|--|---------------------|----------------|
| Every year  |  | 53                  | 12%            |
| Once every 2-3 years  |  | 162                 | 38%            |
| I have never attended   |  | 213                 | 50%            |
| <b>Total</b>  |  | 428                 | 100%           |

28. If you have not attended a Chapter/Section meeting, why not?






|  |
|--|
| 1. AGAIN, I ATTENDED EVERY YEAR FOR ABOUT 40 YEARS. NOW, I AM RETIRED.   |
| 2. AGENDAS NEVER INDICATED ANY ITEMS OF INTEREST.  |
| 3. AS AN INDIVIDUAL CONSULTANT WORKING ONLY PARTLY IN THE WOOD PRODUCTS INDUTRY IT IS DIFFICLT FOR ME TO ATTEND FREQUENTLY                               |
| 4. AT SCHOOL (OREGON STATE), I GENERALLY ATTENDED THESE MEETINGS. NOW I DO NOT EVEN KNOW WHETHER THERE IS A CHAPTER OF THE SOCIETY IN THE SEATTLE AREA   |
| 5. BAD TIMING  |
| 6. BUSY SCHEDULE   |
| 7. CAN ONLY ATTEND WHEN THEY ARE HELD. CHAPTER IS CURRENTLY REBUILDING.  |
| 8. CANNOT JUSTIFY THE TRAVEL   |
| 9. CAN'T RECALL BEING NOTIFIED OF A MEETING.   |
| 10. CHAPTER AND SECTION HAVE NOT HELD REGULAR MEETINGS FOR YEARS !   |
| 11. CHAPTER MEETING LOCATION IS 1.5 HOURS AWAY, WHICH IS TOO FAR TO MAKE IT PRACTICAL TO ATTEND.   |
| 12. CONFLICT OF TIME WHEN THEY HAVE FUNCTION SET UP  |
| 13. CORRECT ANSWER TO 27 IS ONCE OR TWICE IN 30 YEARS. SESSIONS NOT RELEVANT TO MY FIELD. LIMITED FUNDS AND TIME FOR TRAVEL.                             |
| 14. COSTS AND TOPICS   |
| 15. CURRENTLY, NOT THAT INVOLVED WITH THE FPS TO WHERE BY ACCIDENT MY MEMEBERSHIP ELAPSED FOR A YEAR.  |
| 16. DID ENOUGH MANAGEMENT TYPE ACTIVITIES IN MY JOB  |
| 17. DISTANCE   |
| 18. DISTANCE TO GERMANY  |
| 19. DO NOT KNOWE OF THEM   |
| 20. DOESN'T SEEM TO APPLY TO MY AREA OF WORK IN THE FOREST PRODUCTS INDUSTRY   |
| 21. DON'T KNOW ABOUT THEM  |
| 22. DON'T KNOW WHERE/WHEN, ALSO I MIGHT NOT HAVE TIME  |
| 23. DON'T SEE A REASON TO INCUR TRAVEL COSTS FOR A SECTION MEETING   |
| 24. EXCEPT RECENTLY. WORK CONFLICT AND SUBJECTS.   |
| 25. GEOGRAPHIC DISTANCE, DOES NOT FEEL THE NEED  |
| 26. HAVE ATENDED NONE SINCE RETIREMENT   |
| 27. HAVE FAILED TO MAKE TIME IN MY WORK SCHEDULE   |
| 28. HAVE NOT MADE IT   |
| 29. HAVE NOT RECENTLY.... WOULD LIKE TO BUT IT CENTERS AROUND THE UNIV. OF CO AND THEY DON'T SEEM INTERESTED IN ANYONE THAT IS NOT AFFILIATED OR NEARBY. |

|   |
|---|
| 30. HAVE NOT SEEN ONE OFFERED   |
| 31. HAVEN'T SEEN NEED.  |
| 32. I AM A NEW MEMBER   |
| 33. I AM LIVING ABROAD.   |
| 34. I AM NEW. I DO NOT HAVE THE INFORMATION.  |
| 35. I AM NOT AT THAT LEVEL OF INVOLVEMENT   |
| 36. I AM NOT AWARE OF WHEN THEY ARE HELD OR TOPICS  |
| 37. I AM PERIPHERAL TO FPS AT THIS POINT  |
| 38. I DON'T BELIEVE THEY ARE USEFUL TO ME.  |
| 39. I DON'T HOW IT WORK.  |
| 40. I DON'T KNOW HOW EFFECTIVE THESE MEETINGS ARE, BUT I SUSPECT THAT THEY HOLD LITTLE VALUE TO ME. THE NATIONAL MEETING IS OFTEN JUST OK, SO I DON'T HOLD MUCH FAITH IN THE QUALITY OF THE SECTION MEETINGS  |
| 41. I DON'T KNOW WHERE AND WHEN THEY OCCUR.   |
| 42. I DON'T THINK THAT WE HAVE ONE CLOSE TO WHERE I LIVE AND WORK.  |
| 43. I HAVE A ATTENDED 2 OR 3 OVER 25 YEARS OR SO  |
| 44. I HAVE IN THE OLD DAYS, 10 TO 15 YEARS AGO. OUR SECTION DOES NOT HOLD MEETINGS. MANY OF THE ACADEMIC MEMBERS WHO HOLD OFFICES (THEY ARE JUST FILLING OUT THEIR RESUME) IN THE ASSOCIATION FIND IT BENEATH THEM TO PUT TOGETHER RELAVANT MEETINGS. |
| 45. I HAVE NO IDEA WHEN AND WHERE IT IS LOCATED   |
| 46. I HAVE, BUT NOT IN 10 YEARS. TOO FAR TO TRAVEL BASED ON VALUE OF MEETING.   |
| 47. I HAVEN'T HAD TIME. I DON'T SEE THE IMPORTANCE OF THIS ACTIVITY.  |
| 48. I JUST GRADUATED 1 YEAR AGO AND DO NOT HAVE THE SWING TO BE ABLE TO ATTEND AT THIS TIME. PLUS I MOVED, AND I DONT THINK THERE HAS BEEN ANY SECTION MEETINGS YET.  |
| 49. I LIVE TOO FAR AWAY   |
| 50. I LIVE TOO FAR AWAY.  |
| 51. I USED TO ATTEND ALL LOCAL ONES BUT LATELY CHOOSE ONLY THOSE COVERING MY FIELD OF INTEREST  |
| 52. I USED TO ATTEND REGULARLY BUT NO LONGER INTERESTED   |
| 53. I USED TO GO, BUT MOST OF THE TIME WE REALLY DON'T HAVE MEETINGS ANY MORE. WE COSPONSOR SOMETHING ELSE.   |
| 54. IDIDN'T FEEL THE NEED.  |
| 55. I'M NOT AWARE OF THESE OPPORTUNITIES AND LOCATIONS.   |
| 56. IN NEW ZEALAND?   |
| 57. IRRELEVANT  |
| 58. IT IS AN EXPENSIVE TRIP FOR ME.   |
| 59. IT'S BEEN 30 YEARS SINCE I ATTENDED THE CC MEETINGS.  |
| 60. LACK OF CONVENIENT NOTIFICATION   |
| 61. LACK OF KNOWLEDGE OF MEETINGS, AVAILABLE TIME OFF FROM WORK   |
| 62. LACK OF MEETINGS IN THIS AREA AND PROGRAM THAT IS NOT OF PROFESSIONAL INTEREST  |
| 63. LACK OF TIME AND RESOURCES.   |
| 64. LACK OF TIME AND TRAVEL MONEY.  |
| 65. LAQUE TIME, TO FAR. CHAPTER NOT ESPECIALY ACTIVE.   |
| 66. LIMITED FUNDING OPPORTUNITIES   |
| 67. LIMITED TIME AND AGENDAS OF MARGINAL INTEREST   |
| 68. LIMITED TIME AND RESOURCES.   |
| 69. LIMITED TIME/ RESOURCES   |
| 70. LIMITED TRAVEL TIME.  |
| 71. LIVE IN NEW ZEALAND   |
| 72. MEETINGS NOT RELEVANT   |

|   |
|---|
| 73. MOST DID NOT ADDRESS MY RESEARCH SPECIALITY (SOME ASPECT OF MECHANICAL PULPING).  |
| 74. MOST OF THE TIME THE SUBJECTS ARE RELATED TO MY FIELD   |
| 75. MOTIVATION  |
| 76. MY SECTION IS APPARENTLY DEAD AND DOES NOT HOLD MEETINGS ANY MORE. IN THE DISTANT PAST, I HAVE ATTENDED OTHER SECTION MEETINGS. |
| 77. N/A AS I ATTEND AND PARTICPATE IN THE ORGANIZATION OF CHAPTER EVENTS.   |
| 78. NEVER BEEN INVITED  |
| 79. NEVER BEEN INVITED  |
| 80. NEVER THOUGHT MUCH ABOUT IT   |
| 81. NEW MEMBER  |
| 82. NEW MEMBER  |
| 83. NEW.  |
| 84. NO BUSINESS NEED  |
| 85. NO CONTACTS IN EUROPE   |
| 86. NO INTEREST   |
| 87. NO INTEREST   |
| 88. NO INTEREST.  |
| 89. NO ONE HAS CONVINCED ME OF THE VALUE OF ATTENDING.  |
| 90. NO TIME   |
| 91. NO TIME   |
| 92. NO TIME.  |
| 93. NONE HAVE HAD RELEVANCE TO MY WORK.   |
| 94. NONE LOCAL  |
| 95. NOT A MEMBER UNTIL NOW  |
| 96. NOT A STRONG CHAPTER IN MY AREA. THERE IS NO EVENTS OR PRESENTATIONS THAT I'VE HEARD ABOUT.                                     |
| 97. NOT APPLICABLE TO MY JOB.   |
| 98. NOT AVAILABLE   |
| 99. NOT AWARE OF LOCAL/REGIONAL CHAPTER/SECTION   |
| 100. NOT AWARE OF SCHEDULE  |
| 101. NOT DIRECTLY RELAVENT TO MY JOB  |
| 102. NOT ENOUGH JUSTIFICATION BY MY COMPANY   |
| 103. NOT ENOUGH TIEM.   |
| 104. NOT IMPORTANT TO ME  |
| 105. NOT INTEREST IN THE ORGANIZATION ASPECT OF MAKING THE SECTION RUN.   |
| 106. NOT INTERESTED   |
| 107. NOT INTERESTED   |
| 108. NOT INTERESTED ENOUGH FOR MOST MEETINGS  |
| 109. NOT INVOLVED IN POLITICS   |
| 110. NOT INVOLVED WITH TOPICS AT MEETINGS   |
| 111. NOT RELEVANT TO JOB  |
| 112. NOT RELEVANT TO MY BUSINESS NEEDS  |
| 113. NOT RELEVANT TO MY JOB   |
| 114. NOT RELEVANT TO MY MARKETING RESEARCH INTERESTS  |
| 115. NOT RELEVANT TO MY RESEARCH  |
| 116. NOT RELEVANT   |
| 117. NOT SURE - NONE HELD CLOSE TO HOME.  |
| 118. NOT SURE OF RELEVANCE TO MY JOB.   |
| 119. NOT USUALLY OF INTEREST  |

|  |
|--|
| 120. ONCE OR TWICE IN THE PAST 12 YEARS  |
| 121. OTHER PRIORITIES  |
| 122. OTHERS IN OUR ORGANIZATION DO.  |
| 123. OUR SECTION NOT THAT ACTIVE.  |
| 124. OVERSEAS MEMBER   |
| 125. PACIFIC NW SECTION IS NOT VERY ACTIVE. IN GENERAL, I ONLY ATTENDED FUNCTIONS WHEN I WAS AN OFFICER. WILLAMETTE VALLEY CHPT IS A DIFFERENT STORY, BUT TOO FAR TO TRAVEL. |
| 126. PASSIVE PARTICIPANT   |
| 127. PRIORITY....TO BUSY TO ATTEND   |
| 128. PROGRAM AT SECTION MEETINGS IN MY AREA HAS GENERALLY NOT BEEN OF INTEREST TO ME.  |
| 129. RELEVANCE?  |
| 130. RESIDE IN NEW ZEALAND   |
| 131. RETIRED.  |
| 132. SAME AS #22, 25.  |
| 133. SAME AS ABOVE   |
| 134. SAME REASON QUESTION N.22   |
| 135. SCHEDULE CONFLICTS  |
| 136. SCHEDULED DURING THE SEMESTERS AND I HAVE A HEAVY TEACHING LOAD.  |
| 137. SEE ABOVE   |
| 138. SEE ABOVE   |
| 139. SEE ANSWER TO QUESTION 25   |
| 140. THEY ARE NOT CONVENIENT AND TYPICALLY NOT RELEVANT.   |
| 141. THEY ARE TOO FAR FROM MY LOCATION   |
| 142. THEY DO NOT COVER MY INTEREST AREA  |
| 143. TIME  |
| 144. TIME  |
| 145. TIME  |
| 146. TIME AND BUDGET CONSTRAINTS   |
| 147. TIME AVAILABILITY   |
| 148. TIME CONSTRAINT VERSUS PERCEIVED BENEFIT  |
| 149. TIME CONSTRAINTS  |
| 150. TIME CONSTRAINTS WITH JOB.  |
| 151. TIME LIMITATIONS  |
| 152. TIME LIMITED AS TO WHAT TO ATTEND   |
| 153. TIME, RELEVANCE.  |
| 154. TIME.   |
| 155. TIMING, LOCATION, RELEVANCE   |
| 156. TOO BUSY AND THE TOPIC IS NOT ATTRACTING TO ME,   |
| 157. TOO EXPENSIVE OR SCHEDULE CONFLICTION   |
| 158. TOO EXPENSIVE TO GO ABROAD  |
| 159. TOO FAR AWAY, I BASED IN EUROPE   |
| 160. TOO FAR AWAY.   |
| 161. TOO FAR TO DRIVE.   |
| 162. TOO HIGH PARTICIPATION COSTS  |
| 163. TOO MANY OTHER ORGANIZATIONS I AM INVOLVED WITH (ASTM, IUFRO, ISO, CIBW18, ETC.)  |
| 164. TOPICS, RELEVANCE   |
| 165. TRAVEL DISTANCE   |
| 166. TRAVEL DISTANCE TO GREAT  |
| 167. TYPICALLY TIME CONSTRAINTS HAVE MADE IT IMPOSSIBLE.   |

|  |
|--|
| 168. USED TO ATTEND REGULARLY, BUT OHIO VALLEY SECTION NOT TO ACTIVE.  |
| 169. USUALLY CAN NOT GET AWAY FROM JOB.  |
| 170. USUALLY FULL SCHEDULE; FIVE HOUR DRIVE TO MEETINGS  |
| 171. USUALLY I FIND OUT ABOUT THEM AFTER THEY ARE HELD.  |
| 172. WE DO NOT HAVE AN ACTIVE CHAPTER IN WA  |
| 173. WE DON'T HAVE A LOCAL CHAPTER AND I DON'T WANT TO DRIVE TO THE WILLAMETTE VALLEY MEETINGS USUALLY. I USED TO ATTEND 10 YEARS AGO WHEN I WAS IN THE VALLEY, BUT WITHOUT AN ACTIVE CHAPTER, I DON'T HAVE TIME TO MAKE THE TRIP. |
| 174. WE NORMALLY DO NOT HAVE THE INFO WHEN AND WHERE AND WHAT THE MEETING TO HAPPEN.   |
| 175. WORK SCHEDULE   |

| 29. If you do attend FPS Chapter or Section meetings what are your motivation (s) for attending? (check all that apply) |  | Number of Responses | Response Ratio |
|---|--|---------------------|----------------|
| Information received is relevant to my job  |  | 180                 | 78%            |
| Business network with peers   |  | 172                 | 74%            |
| Social interaction  |   | 104                 | 45%            |
| Contribute to resume (give presentations/posters)   |   | 63                  | 27%            |
| <a href="#">VIEW</a> Other, Please Specify:   |   | 22                  | 10%            |

Other:

|  |
|--|
| 1. CHAPTER REVITALIZATION                            |
| 2. CONTENT MORE SPECIFIC TO MY JOB.                  |
| 3. CURRENT OFFICER                                   |
| 4. GRASS-ROOTS RELATIONSHIPS IN THE REGION           |
| 5. I AM A MEMBER.                                    |
| 6. I AM AN OFFICER OF THE SECTION.                   |
| 7. INTERESTING PROGRAMS/TOURS                        |
| 8. MODERATOR   |
| 9. NOT RELEVANT                                      |
| 10. NOT RELEVANT                                     |
| 11. ORGANIZE EVENTS                                  |
| 12. PATICIPANT AS SECRETARY, VICE CHAIMAN, AND CHAIR |
| 13. PRESENTATION                                     |
| 14. RELATIONSHIPS WITH INDUSTRY                      |
| 15. SHARE OUR RESEARCH FINDINGS WITH OTHERS          |
| 16. SPEAKER  |
| 17. SUPPORT SECTION OFFICERS AND MEMBERS             |
| 18. SUPPORT STUDENT DEVELOPMENT ACTIVITIES           |
| 19. SUPPORT THE SECTION AND/OR SOCIETY               |
| 20. SUPPORT THE SOCIETY                              |
| 21. SUPPORT THE WORK                                 |
| 22. TO HELP FPS                                      |

FPS WEBSITE

| Please indicate your average annual frequency of visitation to the Forest Products Society website (www.forestprod.org) |  | Number of Responses | Response Ratio |
|---|--|---------------------|----------------|
| More than 10 times/year   |  | 99                  | 23%            |
| 1-10 times/year   |  | 305                 | 70%            |
| Never have visited the website  |  | 31                  | 7%             |
| <b>Total</b>  |  | 435                 | 100%           |



31. If you have not visited the FPS website, why not?

|   |
|---|
| 1. ACTUALLY I AM NOT VERY WELL INFORMED ON THE VARIOUS UNIQUE SERVICES THAT FPS PROVIDES. I JUST PAY MY ANNUAL DUES AND DO MY BEST TO KEEP UP WITH MY CURRENT JOB...  |
| 2. HASN'T COME TO MY ATTENTION.   |
| 3. I AM NO LONGER ACTIVE PROFESSIONALLY   |
| 4. I AM NOT REALLY SURE IF I HAVE VISITED THE FPS WEBSITE. IF I HAD QUESTION AND I COULD NOT CONTACT SOMEONE AT FPS I WOULD PROBABLY TRY THE WEB SITE.  |
| 5. I DON'T HAVE THE COMPUTER SKILLS   |
| 6. JUST HAVE NOT TURNED IN TO IT YET! BUT WILL TRY IT IN THE NEAR FUTURE!   |
| 7. NEVER POSITIONED TO ME AS SOMETHING IMPORTANT  |
| 8. NEVER THOUGHT OF IT  |
| 9. NO GOOD REASON   |
| 10. NO NEED   |
| 11. NO NEED   |
| 12. NO NEED   |
| 13. NO NEED TO DO SO TO DATE  |
| 14. NO REASON   |
| 15. NO REASON.  |
| 16. ONLY ONCE OR TWICE - TEND NOT TO BE A WEB PERSON.   |
| 17. RETIRED   |
| 18. THE INFORMATION THERE IS A REPEAT OF INFO FROM JOURNALS, MEETINGS AND NETWORKING. REMEMBER, I AM VERY ACTIVE IN THE SOCIATEY. WEBSITE IS FOR THOSE WHO ARE NOT FAMILIAR WITH THE SOCIETY OR FOR THOSE WHO DOES NOT KNOW MUCH OF THE FOREST PRODUCTS INDUSTRY NOR THE SOCIETY. |
| 19. UNAWARE   |

32. If you HAVE visited the FPS website, please indicate the level of usefulness of the following website sections (check one for each section)

| <i>The top percentage indicates total respondent ratio; the bottom number represents actual number of respondents selecting the option</i> | 1<br>Not Useful at All | 2<br>Somewhat Useful | 3<br>Very Useful | 4<br>Never Visited |
|--|------------------------|----------------------|------------------|--------------------|
| 1. Membership  | 4%<br>16               | 39%<br>146           | 35%<br>130       | 22%<br>80          |
| 2. Conference Information  | 4%<br>15               | 28%<br>104           | 59%<br>222       | 9%<br>35           |
| 3. Publications  | 2%<br>7                | 30%<br>113           | 61%<br>230       | 8%<br>29           |
| 4. Interactive Library   | 4%<br>15               | 26%<br>95            | 43%<br>157       | 27%<br>100         |
| 5. Board & Committees  | 13%<br>46              | 32%<br>116           | 10%<br>34        | 45%<br>161         |
| 6. Sections & Chapters   | 12%<br>44              | 36%<br>129           | 13%<br>46        | 39%<br>141         |
| 7. Technical Interest Groups   | 9%<br>32               | 35%<br>128           | 25%<br>91        | 30%<br>110         |
| 8. Student Corner  | 22%<br>76              | 15%<br>52            | 6%<br>21         | 57%<br>198         |
| 9. Awards  | 19%<br>68              | 25%<br>86            | 8%<br>27         | 48%<br>170         |
| 10. Links  | 8%<br>27               | 36%<br>131           | 34%<br>122       | 22%<br>80          |

33. Is there any additional information you would like to see on the website?

|              |  | Number of Responses | Response Ratio |
|--------------|--|---------------------|----------------|
| No           |  | 325                 | 88%            |
| Yes          |   | 43                  | 12%            |
| <b>Total</b> |  | 368                 | 100%           |

34. What additional functionality would you like to see on the FPS website?




|  |
|--|
| 1. MEMBERSHIP SECTION SHOULD BE CONVIVIAL. POSSIBILITY OF DOWNLAODING PAST ARTICLES WITH NO FEES!  |
| 2. A BETTER SEARCH ENGINE. WHEN I LOOK FOR A TOPIC ON THE FPS WEBSITE I GET ONLY A FEW HITS AND I KNOW THERE ARE MANY MORE ARTICLES THAN WHAT ARE LISTED. CONSEQUENTLY, I SELDOM USE THIS RESOURCE.  |
| 3. ACCESS TO ADDITIONAL PUBLICATIONS.  |
| 4. ALL JOURNAL ARTICLES IN PDF FORMAT  |
| 5. BY ANSWERING NO, I SIMPLY WANT TO EXPRESS THAT I CANNOT THINK OF ANYTHING OF THE TOP OF MY HEAD.  |
| 6. DOWNLOADABLE COPIES OF POWERPOINT PRESENTATIONS GIVEN AT VARIOUS CONFERENCES SUCH AS THE WOOD-COMPOSITES CONFERENCE. AS OF TODAY, WE HAVE TO PRINT THEM OUT. WE ARE NOT SENT A CD WITH THEM ON.   |
| 7. EASIR ACCESS TO THE FOREST PRODUCTS JOURNAL ARTICLES; I'VE TRIED A FEW TIMES WITH NO SUCCESS  |
| 8. EDUCATIONAL MATERIALS FOR COLLEGE WOOD PRODUCTS COURSES.  |
| 9. FINISH OUT THE INTERACTIVE LIBRARY. IT IS AN INCREDIBLE RESOURCE - ALONE, IT'S WORTH THE PRICE OF ADMISSION   |
| 10. FPJ LINKS (I'D RATHER HAVE THAT THAN THE PRINT JOURNAL)  |
| 11. HOW ABOUT HAVING ONE THAT WORKS WHEN YOU OPEN IT UP?   |
| 12. I THINK THAT THE WEBSITE COULD BE VERY USEFUL IN DRAWING INTO THE SOCIETY THE PEOPLE WE DO NOT SERVE WELL - THOSE WHO WORK IN MANUFACTURING JOBS SUCH AS QUALITY ASSURANCE, FIRST LINE SUPERVISORS AND SO ON. THERE IS MUCH WE COULD DO FOR THESE FOLKS. ALSO, I THINK WE SHOULD CREATE A SECTION OF THE WEBSITE WHERE STUDENT MEMBERS RESUMES (AND OTHER JOB SEEKERS WHO ARE FPS MEMBERS) COULD BE POSTED WHICH WOULD BE ACCESSIBLE TO EMPLOYERS WHETHER OR NOT THE COMPANY WAS A MEMBER.   |
| 13. I WOULD LIKE TO SEE THE ARTICLES OF ISSUES OF FPJ, WHICH ARE NOT CURRENTLY DOWNLOADABLE FROM THE WEBSITE (AS A FULL JOURNAL) AVAILABLE IMMEDIATELY. THERE ARE 3 MONTH'S WORTH OF FULL JOURNALS. ONCE THE LEAST RECENT ONE IS REPLACED WITH THE MOST RECENT ONE, I WOULD LIKE TO SEE THAT ISSUE'S ARTICLES AVAILABLE IN THE ONLINE SECTION. IT SEEMS THAT ONE HAS TO WAIT FOR THE END OF THE YEAR FOR THAT TO HAPPEN. (EVEN BETTER, IT WOULD BE NICE IF THE INDIVIDUAL ARTICLES WERE AVAILABLE IN THE ONLINE SECTION IMMEDIATELY THE FULL ARTICLE COMES OUT.) |
| 14. I'D LIKE TO SEE THE QULAIITY OF THE WEBSITE IMPROVED. IT'S EASY AND REALTIVELY CHEAP TO HIRE A TALENTED UNDERGRAD TO DESIGN A WEBSITE. AT VT, THERE ARE MANY STUDENTS LOOKING TO ENHANCE THEIR PORTFOLIOS BY WORKING ON WEBSITES FOR LITTLE EXPENSE. I WOULD IMAGINE THE SAME MUST BE TRU AT U OF WISCONSIN.   |
| 15. IF I AM A PAYING MEMBER, I THINK IT WOULD BE NICE TO DOWNLOAD ARTICLES.  |
| 16. INCREASED LIBRARY MATERIALS  |
| 17. INDEPTH TECHNICAL NEWS REPORTS RELAVENT TO THE SOCIETY.  |
| 18. INDUSTRY UPDATES OFTEN FOUND IN OTHER PUBLICATIONS, BUT THIS WOULD BE "ONE STOP SHOPPING."   |
| 19. IT WOULD BE NICE TO ALL THE PRESENT AND PAST TECHNICAL ARTICLES IN ALL THE MAJOR FOREST PRODUCT RELATED JOURNALS AND PUBLICATIONS, SUCH AS FPJ, J. OF WOOD AND FIBER SCIENCE, ETC. ON THE WEB.   |
| 20. JOB ADVERTISEMENT  |
| 21. JOB OPENINGS   |
| 22. MAINLY, KEEP IT UP TO DATE.  |
| 23. MAKE INTERACTIVE LIB MORE USER FRIENDLY  |
| 24. MARKET STUDIES   |
| 25. MAYBE AN INTERACTIVE FORUM FOR PROBLEM SOLVING.  |

|   |
|---|
| 26. MEMBER LISTING ACCESSED BY MEMBERS  |
| 27. MORE EXTENSIVE SELECTION OF FPS AGM PRESENTATIONS   |
| 28. MORE FOR MY CONSTRUCTION MANAGEMENT STUDENTS.   |
| 29. MORE GREEN BUILDING   |
| 30. MORE PERTINENT INFORMATION ON CURRENT EVENTS THAT INFLUENCE THE FOREST INDUSTRY   |
| 31. NEWS THAT COVERS SPECIFIC WOOD PRODUCTS INDUSTRIES IN A BROAD MANNER  |
| 32. NO RESTRICTIONS ON INTERACTIVE LIBRARY (IP ADDRESSES), A FORUM, A FAIRS LIST, SOME BEAUTIFUL TREES PICTURES   |
| 33. ONLINE EDUCATIONAL OFFERINGS FOR CONTINUING EDUCATION CREDITS.  |
| 34. ONLINE REGISTRATION FOR MEETING   |
| 35. POSSIBLE LINKS TO FUNDAMENTAL WOOD PROPERTIES LIKE A CONTINUOUSLY UPDATED WOOD HANDBOOK WITH INTERNATIONAL INFORMATION AS AVAILABLE.  |
| 36. STRUCTURAL INSUALTED PANEL FOCUS  |
| 37. STUDENT RESUMES; JOBS AVAILABLE IN THE PROFESSION,  |
| 38. THE RECENT HOTTEST RESEARCH FOCUS   |
| 39. TIMELY,RELEVANT BUSINESS INFORMATION  |
| 40. UNLESS I AM MISTAKEN IT IS NECESSARY TO ENTER THE PERSON'S NAME FOR WHICH YOU ARE LOOKING. I WOULD PREFER TO BROWSE AS I DO WITH THE PRINTED COPY OF THE DIRECTORY. IF THIS FEATURE WERE ADDED THE PRINTED COPY OF THE DIRECTORY WOULD NOT BE NEEDED. |

## MEMBERSHIP BENEFITS




35. FPS Benefits: Please rate the following statements on a scale from 1 – strongly disagree, to 7 – strongly agree.

| <i>The top percentage indicates total respondent ratio; the bottom number represents actual number of respondents selecting the option</i> | 1<br>Strongly Disagree | 2         | 3         | 4<br>Somewhat Agree | 5          | 6          | 7<br>Strongly Agree | N/A-Don't Know |
|--|------------------------|-----------|-----------|---------------------|------------|------------|---------------------|----------------|
| 1. FPS membership is improves my ability to do my current job.   | 2%<br>10               | 7%<br>30  | 11%<br>46 | 27%<br>115          | 22%<br>91  | 16%<br>67  | 12%<br>51           | 2%<br>10       |
| 2. FPS membership is relevant to my overall career.  | 2%<br>8                | 7%<br>31  | 13%<br>55 | 20%<br>85           | 20%<br>83  | 19%<br>78  | 17%<br>71           | 2%<br>8        |
| 3. My membership in FPS is valued by my employer.  | 6%<br>27               | 11%<br>47 | 14%<br>58 | 24%<br>101          | 16%<br>68  | 12%<br>51  | 10%<br>40           | 6%<br>25       |
| 4. FPS is a good source for technical exchange.  | 1%<br>3                | 3%<br>12  | 6%<br>26  | 13%<br>56           | 26%<br>108 | 29%<br>122 | 20%<br>85           | 1%<br>4        |
| 5. FPS is a good source for business networking.   | 3%<br>12               | 6%<br>27  | 12%<br>52 | 23%<br>96           | 18%<br>73  | 18%<br>77  | 10%<br>42           | 9%<br>38       |
| 6. Membership in FPS is of great value to me   | 1%<br>5                | 5%<br>21  | 12%<br>49 | 23%<br>96           | 22%<br>94  | 21%<br>89  | 15%<br>63           | 1%<br>3        |

| 36. Has your company ever hired other FPS members?   | Number of Responses | Response Ratio |
|--|---------------------|----------------|
| Yes         | 238                 | 57%            |
| No          | 93                  | 22%            |
| Don't Know  | 87                  | 21%            |
| <b>Total</b>   | 418                 | 100%           |

37. How many FPS members work in your organization?



| N   | Minimum | Maximum | Mean | Std. Deviation |
|-----|---------|---------|------|----------------|
| 244 | 1       | 100     | 8    | 11.77887       |

| 38. How does FPS membership by job applicants influence your organization's hiring decisions?                              | Number of Responses | Response Ratio |
|--|---------------------|----------------|
| Positively influences hiring decisions  | 48                  | 12%            |
| Does not influence hiring decisions     | 234                 | 57%            |
| Don't Know                              | 128                 | 31%            |
| <b>Total</b>   | 410                 | 100%           |

DEMOGRAPHICS

39. Age of Respondents

| N   | Minimum | Maximum | Mean | Std. Deviation |
|-----|---------|---------|------|----------------|
| 419 | 23      | 90      | 50   | 12.48115       |

| 40. Gender   |  | Number of Responses | Response Ratio |
|--------------|--|---------------------|----------------|
| Female       |   | 36                  | 9%             |
| Male         |  | 387                 | 91%            |
| <b>Total</b> |  | 423                 | 100%           |


41. Respondent Country of Residence

| Country       | Number of Responses | Percent of Responses |
|---------------|---------------------|----------------------|
| United States | 324                 | 76.1%                |
| Canada        | 62                  | 14.6%                |
| New Zealand   | 7                   | 1.6%                 |
| Sweden        | 3                   | 0.7%                 |
| Australia     | 2                   | 0.5%                 |
| Brazil        | 2                   | 0.5%                 |
| China         | 2                   | 0.5%                 |
| Germany       | 2                   | 0.5%                 |
| Italy         | 2                   | 0.5%                 |
| Japan         | 2                   | 0.5%                 |
| South Africa  | 2                   | 0.5%                 |
| Turkey        | 2                   | 0.5%                 |
| Uruguay       | 2                   | 0.5%                 |
| Chile         | 1                   | 0.2%                 |
| Croatia       | 1                   | 0.2%                 |
| Denmark       | 1                   | 0.2%                 |
| Finland       | 1                   | 0.2%                 |
| France        | 1                   | 0.2%                 |
| Greece        | 1                   | 0.2%                 |
| Korea         | 1                   | 0.2%                 |
| Mongolia      | 1                   | 0.2%                 |
| Norway        | 1                   | 0.2%                 |
| Philippines   | 1                   | 0.2%                 |
| Portugal      | 1                   | 0.2%                 |
| Switzerland   | 1                   | 0.2%                 |

#### 42. Respondent State or Province if United States/Canada

| State/Province   | Number of Responses | Percent of Responses |
|------------------|---------------------|----------------------|
| Oregon           | 36                  | 9.4%                 |
| Wisconsin        | 26                  | 6.8%                 |
| Washington       | 25                  | 6.6%                 |
| Quebec           | 24                  | 6.3%                 |
| Georgia          | 19                  | 5.0%                 |
| Virginia         | 19                  | 5.0%                 |
| British Columbia | 18                  | 4.7%                 |
| North Carolina   | 14                  | 3.7%                 |
| Pennsylvania     | 14                  | 3.7%                 |
| California       | 13                  | 3.4%                 |
| Louisiana        | 13                  | 3.4%                 |
| Minnesota        | 13                  | 3.4%                 |
| Ontario          | 13                  | 3.4%                 |
| Michigan         | 12                  | 3.1%                 |
| Colorado         | 10                  | 2.6%                 |
| Idaho            | 10                  | 2.6%                 |
| Mississippi      | 10                  | 2.6%                 |
| New York         | 10                  | 2.6%                 |
| Illinois         | 6                   | 1.6%                 |
| Tennessee        | 6                   | 1.6%                 |
| Texas            | 6                   | 1.6%                 |
| West Virginia    | 6                   | 1.6%                 |
| Arkansas         | 5                   | 1.3%                 |
| Alabama          | 4                   | 1.0%                 |
| Maine            | 4                   | 1.0%                 |
| Maryland         | 4                   | 1.0%                 |
| Alaska           | 3                   | 0.8%                 |
| Alberta          | 3                   | 0.8%                 |
| Indiana          | 3                   | 0.8%                 |
| Iowa             | 3                   | 0.8%                 |
| Kentucky         | 3                   | 0.8%                 |
| Massachusetts    | 3                   | 0.8%                 |
| New Brunswick    | 3                   | 0.8%                 |
| Ohio             | 3                   | 0.8%                 |
| Florida          | 2                   | 0.5%                 |
| Missouri         | 2                   | 0.5%                 |
| Montana          | 2                   | 0.5%                 |
| New Hampshire    | 2                   | 0.5%                 |
| New Jersey       | 2                   | 0.5%                 |
| South Carolina   | 2                   | 0.5%                 |

| <b>State/Province</b> | <b>Number of Responses</b> | <b>Percent of Responses</b> |
|-----------------------|----------------------------|-----------------------------|
| Arizona               | 1                          | 0.3%                        |
| Manitoba              | 1                          | 0.3%                        |
| New Mexico            | 1                          | 0.3%                        |
| Oklahoma              | 1                          | 0.3%                        |
| Vermont               | 1                          | 0.3%                        |

| Do you hold any post high school degrees or diplomas (e.g. BS, MS, PhD, AA, technical school)? |  | Number of Responses | Response Ratio |
|--|--|---------------------|----------------|
| Yes  |  | 419                 | 98%            |
| No   |  | 10                  | 2%             |
| <b>Total</b>   |  | 429                 | 100%           |

#### 44. Diploma(s) and Institution(s)

|  |
|--|
| 1. PhD Forest Products Marketing Oregon State University 2002 - MS Construction Management Catholic University Santiago Chile 1995   |
| 2. 1 and 2)BS in chemical engineering 3 and 4) Laval University, Québec, Canada 5)1977   |
| 3. 1 MSc 2 Wood anatomy and identification/wood utilization 3 Univerdidade de São Paulo - USP 4 Brazil 5 1996  |
| 4. 1& 2. BSc Forest Engineering = Minor Wood Products MSc Forest Engineering - Thesis = Reinforcement of Timber Joints using Polymers 3. University of New Brunswick 4. Canada 5. 1997/04  |
| 5. 1) BS Forestry 2) wood technology 3) Iowa State University 4) United States 5) 1974   |
| 6. 1) Master/ PhD Wood Science 2) Wood Biology/ Wood Technology 3) Univ. of Hamburg 4) Germany 5) 1983 / 1988  |
| 7. 1)BS 2)Forest Products Dep. of Agricultural Faculty 3)Tokyo Univ. 4)Japan 5)1978  |
| 8. 1)PhD,2)Wood Science and Technology,3)Kyoto University,4)Japan, 5)1977  |
| 9. 1. Ph.D., 2. Wood Science and Forest products, 3. Virginia Tech, 4. U.S.A., 5. 1990   |
| 10. 1. PhD 2. timber engineering 3. Brighton University. 4. UK. 5. 1988  |
| 11. 1.) BS; PHD 2.) Forestry & Wildlife; Forest PRoducts 3.) VPI&SU; VPI&SU 4.) USA; USA 5.) 1997; 2004  |
| 12. 1.Bachelor Applied Science 2.Industrial Engineer)3.École Polytechnique de Montréal 4.Canada 5. 1972  |
| 13. 1967 - BS in Forestry (Wood Utilization specialization), Univ. of Maine 1968 - MS in Pulp & Paper Technology, University of Maine 1975 - PhD, College of Forestry (Dept. of Wood Science and Technolgy), Univ. of Minnesota  |
| 14. 1978 BS Biological Oceanography FIT, Melbourne, FL 1995 MS Chemical Oceanography, UAF, Fairbanks, AK 2002 PhD Interdisciplinary, UAF, Fairbanks  |
| 15. 1987 University of Toronto,CANADA, Bachelor of Science in Forestry - Wood Science and technology Speciality  |
| 16. 1989 La Tech MBA Business Admin. 1982 La Tech AS Petroleum Tech. 1979 La Tech BS Industrial Management   |
| 17. a. PhD in Biological Resources, Japan, 2000 b. MS in Forest Resources, Japan, 1997 c. Engineering Degree, Wood Technology, Romania, 1993   |
| 18. A.A.S. Pre-Professional Forestry, Paul Smiths College, USA, 1996 B.S. Wood Products Engineering, SUNY ESF, USA, 1998   |
| 19. A1. Doctor of Philosophy, Biological Systems Engineering, A2. Specialized in timber structures and construction, A3. Virginia Tech University, A4. USA, A5. 2002. B1. Master of Science, Civil Engineering, B2. Specialization in structures, B3. Virginia Tech University, B4. USA, B5. 1998. C1. Bachelor of Architecture, C2. Building Techtonics, C3. Virginia Tech University, C4. USA, C5. 1994. |
| 20. AA-Forest Technology-Michigan Tech-USA-1972 BS-Engineering-Michigan State-USA-1988 MBA-Business-Portland State-USA-1997  |
| 21. AAS Forestry Paul Smith's College BS Wood Technology NCSU MS Wood Products Eng. SUNY ESF PhD Botany LSU  |
| 22. AAS-Electronics-FVTI-USA-77 BS -Biomedical/EE-MSOE-USA-80 MBA-Business-OSU-USA-90  |
| 23. AD App Sc (Forestry) Gympie Australia 1985 MSc (Wood Sc) Melbourne Australia 2004  |
| 24. AS, Grand Rapids Junior College, USA, 1960 BS, Wood Technology, U. of Michigan, USA, 1962 MS, Wood Science, U. of Michigan, USA, 1963 PhD, U. of California at Berkeley, 1975, USA   |
| 25. Associate in Forest Technology- Penn state- U.S.A-1994 Bachelor in Wood products- Penn State-U.S.- 1997  |
| 26. B Agr Sci, environment, Lincoln University, NZ PhD, Wood science/environment, Canterbury university, NZ  |

|   |
|---|
| 27. B Sc For UNB 1973   |
| 28. B. Commerce, Marketing, U of Alberta, Canada, 1995 M.S., FP Marketing, Oregon State, USA, 1998  |
| 29. B. Sc. Agricultural Engineering, Univeristy of Alberta, CANADA, 1987 M. Sc. Agricultural Engineering, University of Alberta, CANADA, 1993   |
| 30. B. Sc. Chemistry, Sherbrooke University, Canada, 1988   |
| 31. B.A. Biology, CMC 1969 M.S. Wood Technology, U.of Missouri, 1974 Ph.D. Wood Technology, U.of Missouri, 1980   |
| 32. B.A.Sc. M.A.Sc.   |
| 33. B.E.(mech), U.of Canterbury, NZ, 1961 B.Sc.(ergonomics),Loughborough University, UK, 1964   |
| 34. B.S. - Agricultural Engineering -- wood sructures, Texas A&M, USA, 1989 M.S. - Agricultural Engineering -- wood structures, Texas A&M, USA, 1991 Ph.D. - Agricultural Engineering -- wood structures, Virginia Tech, USA 1995 |
| 35. B.S. - Wood Utilization, Penn State, US, 1951; M.S. - Wood Technology, NYSCESF, US, 1953; Ph.D. - Wood Technology, NYSCESF, US,1956   |
| 36. B.S. Agricultural Engineering, VA Tech, 1986  |
| 37. B.S. Biology, emphasis in Wildlife Biology Minor in Earth Science   |
| 38. B.S. Forest Management Oregon State University, USA 1950  |
| 39. B.S. Forest Products; Oregon State University 1998  |
| 40. B.S. Forestry - Wood Science, Iowa State University, U.S.A., 2002   |
| 41. B.S. Forestry, Univ. Wisconsin - Stevens Point, 1977 M.S. Wood Science, Univ. Wisconsin - Madison, 1980 Ph.D. Materials Science Engineering, Washington State Univ., 1984   |
| 42. B.S. Forestry, Wood Science, Iowa State, USA, 1973 M.S. Material Science and Engineering, Wood Engineering, Washington State, USA, 1975   |
| 43. B.S. Wood and Paper Science - Forest Products Production Management. University of Minnesota, 5/2004  |
| 44. B.S. Wood Science & Tech., UMass, USA, 1980 M.S., Wood Prod. Eng., S.U.N.Y., USA, 1984 Ph.D., Wood Prod. Eng., S.U.N.Y., USA, 1987  |
| 45. B.S.(E.E.), M.S.(E.E.), PE  |
| 46. B.S., Forest Products, Purdue, USA, 1991 B.S., Forest Management, Purdue, USA, 1991 M.S., Wood Science & Engineering, Illinois, USA, 1993 Ph.D., Forest Products Marketing, U. of Washington, USA, 1997                       |
| 47. B.S., Forestry, UMASS/ Amherst, USA, 1984 M.S, Wood Science and Forest Products, Virginia Tech, USA, 1987.  |
| 48. B.S., Wood Science & Technology, Colorado State, USA, 1992 M.S., Forest Products, Oregon State, USA, 1994   |
| 49. -B.S.F in Forest Science, Univesity of New Hampshire, USA, 1993 -B.S. in Civil Engineering, University of New Hampshire, USA, 1993 -M.S. in Structural Engineering and Forest Products, Oregon State University, USA, 1998    |
| 50. B.Sc. Forestry MSc Wood Technology  |
| 51. B.Sc. in Architecture B. Arch. - Professional Degree in Architecture  |
| 52. B.Sc. Science Canada 1978 M.Sc. Agri. Economics and Business Canada 1984 Ph.D. Forestry Economics Canada 1993   |
| 53. B.Sc.(Hons) B.Sc.F.E. M.A.Sc.   |
| 54. B.SC., M. Sc. and Ph. D. from Universite Laval, Canada in Wood Sciences   |
| 55. B.Sc.China, 1982 M.Sc. UK, 1990 Ph.D. Canada, 1995  |
| 56. B.Sc.F. / Wood Science / University of Toronto / Canada / 1987  |
| 57. B.Sc.F. Wood Science, U. Toronto, Canada 1969 M.Sc. Wood Techn. OSU, USA 1973 Ph.D. Wood Science, U. Toronto Canada 1991  |
| 58. B.Sc.F., specialty in Wood Science, Univesity of Toronto, 1976  |
| 59. ba  |
| 60. BA - chemistry - Bemidji State University, MN - 1976  |
| 61. BA Chemistry Berea College US 66 PhD Organic Chemistry U of Utah 72   |
| 62. BA Chemistry SUNY Geneseo, USA 1971 PhD Chemistry Texas Tech U, UDA 1975  |
| 63. BA Chemistry, BA Economics  |

|   |
|---|
| 64. BA Chemistry, Millersville University, 1987   |
| 65. BA Economic History, University of Nottingham, UK, 1969 MA Economic History, University of Wisconsin, USA 1972  |
| 66. BA Economics, English, French, UBC, Canada, 1964 MBA Simon Fraser University, Canada, 1970  |
| 67. BA Land use and environmental studies University of Saskatchewan Canada 1980, MA Forest Economics University of Alberta Canada 1983, PhD Forest Economics University of Melbourne Australia 1990  |
| 68. BA Quantitative methods and economics   |
| 69. BA, Anthropology/Archaeology, Univ. of Arizona, 1973 MS, Counseling and College Administration, California St. University Long Beach, 1979 Certificate, Fed. Govnt. Professional Forestry Requirements, California Polytechnic University San Luis Obispo |
| 70. BA, Biology, Gettysburg College, USA, 1977 MS, Env. and Resource Engineering, SUNY-ESF, USA, 1983 PhD, Environmental and Resource Engineering, SUNY-ESF, USA, 1990  |
| 71. BA, English Lit. Kenyon College 80 MLIS, Kent State 92  |
| 72. BA, Idaho State University MBA, University of Arizona   |
| 73. BA, MA International Relations and Economics University of Southern California 1969, 1972 MS (not completed) 1976, Wood Technology, Univ of Washington  |
| 74. BA, Physics, Lawrence U., USA, 1978 BS, Civil/Structural Engineering, Washington U. of St. Louis, USA 1980  |
| 75. BA, PSCI PHd (Hon) Hist.  |
| 76. BA, Cartography, California State University Northridge, USA, 1978  |
| 77. Bachelor Business Administration - Western Michigan University, USA - 1985  |
| 78. Bachelor of Applied Science Mechanical Engineering University of BC Canada 1973 Canada  |
| 79. Bachelor of Civil Engineering. Structures, Soils, Stormwater Management Manhattan College, New York, USA, 1953  |
| 80. Bachelor of Science major: Chemistry minor: Geology Cumberland College United States 1990   |
| 81. Bachelor Science, Forestry, Texas A&M U. 1987   |
| 82. BA-Industrial Psychology, Mississippi State University, USA, 1988.  |
| 83. BAsc Civil Engineering, Geotechnical, UCL, Belgium, 1976  |
| 84. BAsc Mechanical Engineering Univ of BC Canada 1983 MAsc Mechanical Engineering Univ of BC Canada 1985 PhD Mechanical Engineering Univ of BC Canada 1993   |
| 85. BBA, Human Resources Mgt, JMU, USA, 1985  |
| 86. BOTH UOFMN: BS - WOOD SCIENCE/WOOD PRES AND DETERIORATION MS - WOOD CHEMISTRY; MINOR IN INDUSTRIAL ENG.   |
| 87. BS  |
| 88. BS - Engineering PE in OR & WA  |
| 89. BS - Forest Management, Oklahoma State Univ., USA, 1964 MS - Wood Science and Technology, Michigan State University, USA, 1966 PhD - Wood Science and Technology, University of Minnesota, USA 1972   |
| 90. BS - Forestry, Iowa State Univ., 1984 MS - Wood Science, Oregon State Univ., 1986   |
| 91. BS - Forestry, Wood Science and Technology; University of Maine, USA 1979 MS - Forest Products; Oregon State University, USA 1982   |
| 92. BS - Forestry; UW-Stevens Point; U.S.A.; 1981 MS - Materials Science & Engineering; Washington State University; U.S.A.; 1985 MS - Civil Engineering; WSU; U.S.A.; 1988   |
| 93. bs - marketing ms - marketing phd - forest products marketing   |
| 94. BS - Wood Products Engineering MS - Wood Science DF - Forestry  |
| 95. BS - Wood Science - VA Tech - USA - 95 MS - Forestry - University of Kentucky - USA - 98  |
| 96. BS - Wood Science - VaTech - 1997 MS - Wood Science - VaTech - 2001   |
| 97. BS, Conservation, U. Michigan 1967 MS, Wood Products Engineering, SUNY-ESF 1971 PhD, Wood Products Engineering, SUNY-ESF 1973   |
| 98. BS 1940; MS 1942 College of Forestry, Syracuse NY, Wood Technology PhD 1955 Univ Mich, Wood Technology  |

|   |
|---|
| 99. BS 1943 Mechanical Engineering OSC BS 1943 Aeronautical Engineering OSC OSC= Oregon State College now OSU   |
| 100. BS 1974 Iowa State U. Forest Products MS 1977 Iowa State U. Forest Products PhD 1979 Iowa State U. Forest Products   |
| 101. BS 1978 - forest products, Iowa State Univ. PhD 1985 forest products, Iowa State Univ.   |
| 102. BS 55 USA NYSCF wood products MF 57 " " silviculture MA 68 " NAU psychology PhD 69 " " Biology   |
| 103. BS Ag Engineering (Structures) 1983 MS Ag Engineering (Timber Structures) 1985 MS Business (Operations Management) 1995 all from U of Wisconsin - Madison, USA   |
| 104. BS Ag Engr, Univ of FL, USA, 1967 MS Civil Engr, GA Institute of Tech, USA, 1973   |
| 105. BS and MS ChemEng, UMich Ann Arbor, 1972, 1973   |
| 106. BS and MS Wood Science and Technology Colo State Univ  |
| 107. BS and MS Wood Science and technology University of Forestry and Wood Sciences Sopron, Hungary 1975 PhD Forest Products VPI & SU 1993  |
| 108. BS Auburn University Wood Science and Tech '51 MS Auburn University Wood Science and Tech '55 PhD N.C. State Univ. Wood Science and Tech '61   |
| 109. BS Biology St. Bonaventure USA 1980  |
| 110. BS Botany Plant Pathology, UNH, 1977 MS Wood Science, U. Missouri, 1979 PhD Forestry, U. Missouri, 1984  |
| 111. BS Bus Mgt / Finance - LA College, 1977  |
| 112. BS Business, PhD Forest Products   |
| 113. BS Chem., U. of Mo., US, 1969 PhD Phys. Chem., U. of Colo., US, 1975   |
| 114. BS Chemistry - U Denver 1983 MS Physical Chemistry - U Idaho 1991  |
| 115. BS Chemistry (1979). Graduate Diploma in Business (1999) both from University of Auckland, New Zealand   |
| 116. BS Chemistry University of Pittsburgh USA 1974   |
| 117. BS Chemistry UOregon USA 1969 PhD Chemistry UMontana USA 1975  |
| 118. BS Chemistry, Uni of Otago, New Zealand, 1983 MS Chemistry, Uni of Otago, New Zealand, 1986 PhD Chemistry, York Uni, Canada, 1993  |
| 119. BS Civil Engineering NCSU 1993   |
| 120. BS Civil Engineering Structural Engineering Michigan Technological University United States 1984   |
| 121. BS Civil Engineering University of the Philippines 1999  |
| 122. BS Civil Engineering Washington State University USA 1999 MS Civil Engineering Washington State University USA 2001  |
| 123. BS Construction Management CSU MS Wood Science CSU Ph.D. Forest Science CSU  |
| 124. BS Economics NCSU USA 1979   |
| 125. BS EE WSU USA 1980   |
| 126. BS Forest Engineering -Hungary 1959 BS Forestry Univ. British Columbia 1959 MS in Wood Technology - Virginia Tech 1967 Ph.D. Wood Science Virginia Tech 1971 Ph.D. Engineering Science, Louisiana Tech Univ. - pending |
| 127. BS Forest Engineering, UC Davis MS Agricultural Engineering, UC Davis PhD Agricultural Engineering, Auburn Univ  |
| 128. BS Forest Management MTU 64  |
| 129. BS Forest Management University of Wisconsin Stevens Point 1991 MS Wood Science University of Minnesota 1999 PhD Wood Science, Oregon State University, 2003   |
| 130. BS forest management VaTech 82 phd forest products Texas A&M 91  |
| 131. BS Forest Products management, Oregon State University, USA, 1997  |
| 132. BS Forest Products U of MN   |
| 133. BS Forest Products Univ of MN, USA 1981 MS Forest Products Oregon State Univ, USA 1983   |
| 134. BS Forest Products UofWash USA 1961 MF Wood Science UofWash USA 1964 PhD Wood Science SUNY-ESF USA 1967  |
| 135. BS Forest Products, minor in Chemistry, Mississippi State University, 2000 MS Forest Products, minor in Experimental Statistics, Mississippi State University, 2002  |

|   |
|---|
| 136. BS Forest Products, Production Management, University of Minnesota, USA, 1992  |
| 137. BS Forest Products, University of Idaho, USA 1998 MS Civil Engineering, Washington State University, USA 2000  |
| 138. BS Forest Products-Wood Science MS Forest Products-Wood preservation PhD Forestry - Life cycle assessment  |
| 139. BS Forest Resources - UGa - USA - 1978   |
| 140. BS Forest Resources, Univ of Florida, 1977 MS Forest Products, Virginia Tech, 1979   |
| 141. BS Forest Resources/Wood Science/Mississippi State/1980 BS Business/General Business/Mississippi State/1980  |
| 142. BS Forest Science MS Wood Science  |
| 143. BS Forest Utilization-1966-U of Maine MS Forest Products-1968-U of Maine PhD Forest Business & Economics-1989-U of Maine   |
| 144. BS Forestry -- Forest Products Business Option Univ. of Idaho, USA, 1989 MS Material Science and Engineering -- Wood Products, Washington State Univ. USA 1992               |
| 145. BS Forestry - Wood Utilization & MS Forestry -Wood Composites. Univ. of Tennessee, USA, 1988 & 1992 respectively   |
| 146. BS Forestry (Wood Science Option) University of Illinois, USA 1983 MBA Forest Products, Oregon State University, USA, 1988   |
| 147. BS Forestry 69 MBA 79 PhD 84   |
| 148. BS Forestry LSU 1970 MBA USM 1978 PhD Forestry LSO 1988  |
| 149. BS Forestry MS & PhD Wood Science and Forest Products  |
| 150. BS Forestry University of Florida USA 1975 MEd Agricultural Education Florida A & M Univ. USA 1979   |
| 151. BS Forestry University of Michigan 1985 MS Forestry University of Minnesota 1988 PhD Forestry University of Minnesota 1992   |
| 152. BS Forestry Virginia Tech Master Wood Technology NC State Univ.  |
| 153. BS Forestry Wood Products U of Mo. 1971 MS Forestry Wood Products U of Mo. 1976  |
| 154. BS Forestry- Wood Products University of Illinois 1998 MS NRES- Forest Products University of Illinois 2001  |
| 155. BS FORESTRY WVU USA 1964 MS WOOD TECHNOLOGY WVU USA 1967   |
| 156. BS Forestry, Penn State, 1963 MF, Forestry Business, Duke Univ, 1964 PhD, Industrial Forestry Operations, Va. Tech, 1980   |
| 157. BS Horticulture, MS Rutgers 1978 MS Plant Pathology, Rutgers, 1986   |
| 158. BS in Forest Management, University of TN, USA, 1978   |
| 159. BS in Forestry, Forestry, U. Kentucky, USA, 1974 MBA, General Business, Stephen F. Austin State Univ., USA, 1983 PhD, Forest products, Texas A&M, USA, 1991                  |
| 160. BS in Forestry, Oklahoma State Univ., 1966. MS in Wood Science & Technology, Michigan State Univ., 1968.   |
| 161. BS in Forestry, University of Thessaloniki, Greece, 1971 PhD in Wood Science and Technology, University of Munich, Germany 1979  |
| 162. BS in Wood Science & Technology MS in Wood Science & Technology  |
| 163. BS in Wood Science and Engineering from Oregon State University, USA, 2002   |
| 164. BS Industrial Engineering Montana State University 1969 MS Industrial Engineering Montana State University 1970 PhD Industrial Engineering West Virginia University 1984     |
| 165. BS Louisiana Tech, MS Louisiana State University PhD Auburn  |
| 166. BS management Silver Lake College USA 1998   |
| 167. BS math, U. Cal. Davis (USA) 1990 MS forest biometrics, U. British Columbia (Canada) 1999 PhD statistical process control/forest products, U. British Columbia (Canada) 2004 |
| 168. BS MS  |
| 169. bs ms phd engineering syracuse univ  |
| 170. BS Ohio State 1975 MS Mississippi State University 1977 PhD VPI&SU 1983  |
| 171. BS Operations Management, University of Oregon MS Forest Management Stephen Austin University  |
| 172. BS U of IL 1973 Wood Technology MS Colo. St U. 1975 Wood Engineering Ph.D. Wash St. U. 1981 Materials Sci. and Engr  |
| 173. BS VA Tech 1981 Forestry & Wildlife MS UT, Knoxville 1986 Forestry   |

|   |
|---|
| 174. BS Wood and Fiber Utilization Michigan Tech University 1978  |
| 175. BS Wood Engineering SUNY Syracuse, NY 1973   |
| 176. BS Wood Products Processing & Manufacturing, The Pennsylvania State University, USA 1997; MS Forest Resources (Wood Science), The Pennsylvania State University, USA 1999; Going back to school for my PhD in Forest Resources (Wood Products Business and Management), The Pennsylvania State University, USA ~2008 |
| 177. BS Wood Science and Technology, University of Mass., Amherst, MA, USA 1981 MEd, Occupational Education, Fitchburg State College, Fitchburg, MA, USA, 2005  |
| 178. BS Wood Science And Technology, University of Massachusetts, 1977  |
| 179. BS Wood Science Laval U. 1989  |
| 180. BS Wood Science Michigan Tech 1997 MS Forest Products U of MN 1999   |
| 181. BS Wood Science Michigan Technological University USA 2001   |
| 182. BS Wood Science Mississippi State  |
| 183. BS Wood Science Penn State 1972 MBA Marketing Penn State 1974 PhD Educational Administrative Virginia Tech 1996  |
| 184. BS Wood Science Penn State USA 1966 MS Wood Science Colorado State USA 1973 PHD Forestry (Ind.Eng)Texas A&M USA 1983   |
| 185. BS Wood Science West Virginia University USA 2001 MS Forest Products University of Idaho USA 2003  |
| 186. BS Wood Science, Colo State, USA, 1989 MS Forest Management, Northern Ariz., USA, 1995   |
| 187. BS Wood Science, CSU, 1982 MS Forest Products, OSU, 1985 PhD Forest Products, OSU, 1988  |
| 188. BS Wood Science, UofWash, 1973 MS Wood Technology UofW 1979  |
| 189. BS Wood Technology Penn State USA 1961 MS Wood Technology Penn State USA 1962 Ed. D. Continuing Education Admin Penn State USA 1980  |
| 190. BS Wood Technology, UMASS, 1978 MS Civil Engineering, Structures, MIT 1984   |
| 191. BS Wood Technology, Univ. of Illinois 1978 MS Wood Science, Univ of Illinois 1981 Ph.D. Forest Products, Univ of Idaho 1988  |
| 192. BS Wood Utilization, Michigan Tech, USA, 1978; MS Engineering Mechanics, Michigan Tech, 1981; PhD Engineering Science, Washington State, 1984  |
| 193. BS(For) Univ of Idaho 1954 MS (For)Univ of Idaho 1956 PhD Univ of Georgia 1972   |
| 194. BS, Architectural Engineering, Univ. of Kansas, US, 1963 MS, Engineering Mechanics, Univ. of Kansas, US, 1964  |
| 195. BS, biology, Lebanon Valley College, US, 1963 MF, wood technology, Duke University, US, 1963   |
| 196. BS, Chem. Engr., Illinois Inst. of Tech., USA, 1960 MBA, Graduate School of Business, Univ. of Chicago, USA, 1974  |
| 197. BS, Chemistry, University of South Alabama Ph.D., Chemistry, Univ. of Southern Miss.   |
| 198. BS, Civil Eng, Michigan Tech Univ, US, 1970 MS, Civil Eng, Michigan Tech Univ, US, 1972 PhD, Struc. Eng., Vanderbilt Univ, US, 1975  |
| 199. BS, Civil Engineering Technology, IUPU Fort Wayne, IN, USA, 1981   |
| 200. BS, Civil Engineering, Drexel University, USA, 1998  |
| 201. BS, forest protection, Noth-Eastern Forest University,China,1978. MS, forest pathology, Noth-Eastern Forest University,China,1981. PhD, forest pathology,University of Toronto,Canada,1991.  |
| 202. BS, Forest Science, Penn State, USA, 1973. MS, Forest Economics, Univ. of New Hampshire, USA, 1975. Ph.D, Education, Ohio State, USA, 1991.  |
| 203. BS, Forestry Agricultural Collect of Norway, Norway, 1968 MS, UBC, Canada, 1973  |
| 204. BS, Forestry, Iowa SU, USA, 81 MS, Wood Science, Miss. SU, USA, 87   |
| 205. BS, Forestry, Oregon State, USA, 1966 MBA, Economics, U. Oregon, USA, 1971 PhD, Industrial Engineering, Oregon State, USA, 1976  |
| 206. BS, Forestry, S. Illinois University, USA, 1985  |
| 207. BS, Forestry, Univ. of New Hampshire, USA, 1978  |
| 208. BS, Forestry, University of Vermont, USA, 1982   |
| 209. BS, Forestry. MI St. Un, USA, 73 MS, Wood Tech, MI St. Un, USA, 74   |
| 210. BS, July 1987, Wood Science MS, July 1990, Wood Composites MS, May 1998, Forestry PhD, May 2003, Forestry MS, November, Computer   |

|  |
|--|
| 211. BS, ME, Villanova Univ., US, 1985 MS, CE, Johns Hopkins, US, 1992 PhD, CE, Lehigh Univ., US, 2004   |
| 212. BS, MS Wood Products NCSU 1979, 1982  |
| 213. BS, MS, Ph.D--all Forestry  |
| 214. BS, MS, PhD all in Wood Science   |
| 215. BS, University of Minnesota, Wood Science, USA, 1979. PhD, Oregon state University, Wood Science, USA, 1983   |
| 216. BS, Wood and Fiber Science, University of Washington, USA, 1980   |
| 217. BS, Wood Products, North Carolina State University, United States, 2003   |
| 218. BS, Wood Science, Auburn, USA, 1975   |
| 219. BS, Wood Science, Penn State, USA, 1973 MS, Forest Products, Oregon State, USA, 1975 PhD, Forestry, Univ/ of Wisconsin-Madison, USA, 1988   |
| 220. BS, Wood Science, West Virginia U. 1965 MS, Wood Science, West Virginia U. 1967 PhD, Organic Material Sci, Syracuse, 1972   |
| 221. BS, WST, NCSU, USA, 1971 MS, WST, UC Berkeley, USA, 1975 PhD, WST, UC Berkeley, USA, 1980   |
| 222. BS, Forestry, U of Maine, 1982 MS, Wood Science, U of Maine, 1985 PhD, Materials Engineering Science, VA Tech, 1989   |
| 223. BS, MS, PhD Forestry, Wood Technology, Wood Products Engineering Iowa State, N.C. State, SUNY Syracuse  |
| 224. BS/MS in Wood Engineering, University of Sopron, Hungary, 1979; MS in Higher Education, University of Godollo, Hungary, 1984; PhD in Wood Science and Forest Products, Virginia Tech, U.S.A., 1993. |
| 225. BS: Zoology, Manufacturing Tech- wood industry.   |
| 226. BS: colorado state university; MS Univ. of Washington; PhD Penn State   |
| 227. BS; Forest Engineering; Université Laval; Canada; 1984 PhD; Wood Science; Université Laval; Canada; 1991  |
| 228. BS; wood utilization; Penn State; 1964 MS; wood products engineering; 1966 PhD; wood products engineering; 1968   |
| 229. BSc - Biology - UBC - Canada - 2000 MSc - Wood Science - UBC - Canada - 2003  |
| 230. BSc - Physics, Canada 1974 MSc - Wood Science, Canada 1980  |
| 231. BSc and PhD; Microbiology and Biochemistry; Univ. Bradford; Univ. Portsmouth; UK; 1973; 1977.   |
| 232. BSc Biology, University of Calgary, Canada, 1980 MBA Management, DeVos School of Management, USA 1997   |
| 233. BSc Computer Science & Applied Maths, Wits University South Africa 1986 BSc Computer Science Hons, Wits University South Africa 1987  |
| 234. BSc Forestry-Wood Science University of Toronto Canada 1976   |
| 235. BSc, Geology, University of Otago, NZ, 1977 Dip. App. Sci University of Waikato NZ, 1997  |
| 236. BSc, MSc, PhD Organic Chemistry, U of Auckland, New Zealand, 1972   |
| 237. BSc, UBC, Canada PhD, UBC, Canada   |
| 238. BSCE  |
| 239. BSCE 1957 Texas A&M MSCE 1963 SMU PhD CE 1969 University of Arizona   |
| 240. BSCE, Structural Engineering, Old Dominion University, USA, 1972 MA, Master of Engineering Administration, George Washington University, USA, 1980  |
| 241. BScF - UNB, Canada 1970   |
| 242. BScF 1980 University of Toronto BEd 1981 University of Toronto  |
| 243. BScF from U of T Canada 1982 (Wood science)   |
| 244. BSChE U of Wisconsin 1967 MSChE U of Illinois 1969 PhD ChE U of Illinois 1972   |
| 245. BS-Chemistry - Cal. State Univ. Hayward 1973 MS-Chemistry - Cal State Univ. Hayward 1975 PhD-Chemistry- Univ. of Oregon 1981  |
| 246. BS-Chemistry PhD-Organic Chemistry  |
| 247. BSEE Iowa State Univ. Ames IA 1962 MSEE Univ. of New Mexico Abq, NM 1965 PhD EE Purdue Univ. West Lafayette IN 1969   |
| 248. BSEIE, Ind Inst Technology, '55 BSEE, Ind Inst Technology, '56 MSEE, U of Co., '62 PhD Electrical Engr., U of Co., '64  |
| 249. BSF Forestry LSU USA 1969 MS Forest Genetics LSU 1973 Ph.D. Forest Genetics LSU 1976  |
| 250. BSf purdue U 1937 MF U Michigan 1938  |

|   |
|---|
| 251. BSF Wood Industry WVU USA 1968   |
| 252. BSF, Forestry, UNH MOE, Occupational Education, UNH  |
| 253. BS-FOR-LSU-1965 MS-FP-LSU-1968 PhD-WOOD PRODUCTS ENGR-SUNY CES-1973  |
| 254. bsie,univ. of arkansas, usa, 1958  |
| 255. bsme, umaine 1960  |
| 256. BS-Wood Science MBA - Operations Mngmt   |
| 257. BS--Wood Science Univ of Illinois 1979 MS--Wood Science Univ of Illinois 1981 PhD--Material Sci Eng Wash Stae Univ 1989                              |
| 258. BS-Wood Utilization, U. of Idaho, 1975. MS-Material Science and Engineering, Wash. State U., 1977.   |
| 259. BSWS W Va University MBA Pepperdine University   |
| 260. Candidate (~ master) forestry 1974, Norwegian university of life sciences Dr.scient. (~ PhD) wood science 2002, same                                 |
| 261. D Phil (economics) Oxford UK 1975 MA Oxford UK 1973 BA forestry Oxford UK 1965 B Sc Botany and Chemistry (Victoria Wellington)1963                   |
| 262. dipl frst tech - 76 - Selkirk College BC Canada BSc (WS - Business) - 96 Univ. of Idaho USA PhD (WS Mktg) - 89 Virginia Tech USA                     |
| 263. Diplom Forstwissenschaft Uni Göttingen Germany 1986 PhD Wood Technology Uni Freiburg Germany 1992  |
| 264. Diplom-Physik, Heidelberg University   |
| 265. Doctor Forest Products   |
| 266. Forest Management Forest Recreation Business Management  |
| 267. Forest Products  |
| 268. Forestry Technician, Sir Sandford Fleming College Canada 1981 NHLA lumber grading certificate, NHLA USA 1985   |
| 269. Higher National Certificate in Chemistry. from Salford Royal technical College in UK in 1956 MBA from Simon Fraser University in Canada in 1968      |
| 270. HND, BS, PhD, Biology, Microbiology, Preservation Technology, Brighton, Imperial College U of L, Imperial College U of L, UK, UK, UK, 1985 to 1993   |
| 271. I thought this was a quick survey  |
| 272. Industrial Technology  |
| 273. M.S Ag Econ  |
| 274. M.S. WoodScience, Colo. St Univ M.S.C.E. Civil Engineering, New Mexico St U Ph.D. " " " " " " "  |
| 275. M.Sc. in Forest Economics  |
| 276. MA--Library Science, Univ. of Wisconsin  |
| 277. Master of Engineering Science, Mechanical Engineering, University of Tasmania, Australia, 1982   |
| 278. Master of International Business Administration, Georgetown University, 2003   |
| 279. Masters of Library Science Canada 1990   |
| 280. Masters of Wood Technology, University of Michigan, 1960   |
| 281. MBA  |
| 282. MBA Forest Products Marketing UNB Canada 2003 BSF Forest Resources Management UBC Canada 1996  |
| 283. MBA-Management, St. Thomas University, St. Paul, MN 1991   |
| 284. MF 1961, forest products, University of Washington; PhD 1963, wood science, University of Washington   |
| 285. MS / Mech. Engineering / Linkoping Univ. / Sweden / 1997   |
| 286. MS 1966 U Mass PhD 1970 U of Illinois  |
| 287. MS and BS Colo. State Univ. Rich, Thank you for conducting this survey. ~Bob Love  |
| 288. MS and PhD (1986) in Forest Economics,Michigan State Univ, USA   |
| 289. MS forestry PhD forestry   |
| 290. MS Forestry/Wood Sci., UMaine, USA, 1992   |
| 291. MS in Forest Products from Oregon State in 1996. BS in Structural Engineering from Beijing Institute of Civil Engioneering and Architecture in 1983. |
| 292. MS Wood and Fiber Science, U of Wash, 1982 PHD Wood and Fiber Science, U of Wash, 1990   |

|   |
|---|
| 293. MS Wood processing Helsinki University of Technology   |
| 294. MS Wood Science and Tech UC Berkeley USA 2000  |
| 295. MS Wood Science Colorado State USA 1985 BS Wood Science Colorado State USA 1982  |
| 296. MS, Forest Products Marketing, University of Idaho, USA, 2003; BS, Forest Products Timber Harvesting, University of Idaho, USA, 2001; BS, Forest Resources, Business Administration, University of Idaho, USA, 2001;                       |
| 297. MS, Forest Products/Operations Research/Univ. of Minnesota, USA, 1980 Ph.D., Forest Biology/Wood Science/Iowa State University/USA, 1986   |
| 298. MS, Radiation Biology, Colorado State University, USA, 1966 PhD, Wood Science, Colorado State University, USA, 1969  |
| 299. MS, Wood Engineering, Virginia Tech, US, 2000  |
| 300. MS, Wood Science, Wood Preservation, Oregon State University, US, 1996   |
| 301. MSc in Forestry, Swedish univ. of agricultural science, 1991. PhD, Technology, Luleå Technical univ. 2005.   |
| 302. MSc(Forestry)- Wood Science UBC Canada 1996 BSc(Forestry)- Wood Science UBC Canada 1992  |
| 303. MSCE, structures, University of Washington, 1958. Licensed Civil and Structural Engineer since 1959 in the State of Washington. Also licensed, retired status, in a number of others and nationally.                                       |
| 304. MS-Wood Engineering Auburn MME-Mechanical Engineering, Auburn PhD-Wood Engineering, Auburn   |
| 305. MS-Wood Products Engineering-NYState College of Forestry At Syracuse-1962  |
| 306. N/A  |
| 307. Naa  |
| 308. Ph. D in Engineering   |
| 309. Ph. D in Organic Chemistry   |
| 310. Ph.D Chemical Engineering UNB Canada 1986  |
| 311. PH.D Forest Products Chemistry Oregon State University USA 1955  |
| 312. Ph.D in Structural engineering from University of New Brunswick, Canada, in 1992; MS in Applied Mechanics from Tsinghua university, China in 1981; BS in Applied Mechanics from Tsinghua university, China in 1968                         |
| 313. Ph.D Wood Engineering, University of New Brunswick, Canada MSc., Geotechnical Eng., ITC-Delft, Holland Bsc. Civil Eng., Birzeit Univerisy, West Bank, Palestine.   |
| 314. Ph.D wood Science, MS in Forest and Wood Science, BS in Forestry   |
| 315. Ph.D, North dakota State University, 1988  |
| 316. Ph.D.  |
| 317. Ph.D. Auburn University, AL  |
| 318. Ph.D. engineering science (streuctural engineering), Washington State University, USA, 1984 MS, Civil Engineering (structural engineering), Washington State University, USA, 1981 BS, Civil Engineering, Chu Hai College, Hong Kong, 1979 |
| 319. Ph.D. Forest Products Management Penn State USA 2004 M.S. Forest Products Marketing Penn State USA 1997 B.S. Building Materials & Wood Science U-Mass Amherst 1994   |
| 320. Ph.D. from West virginia University 1994.  |
| 321. Ph.D. in Wood Science & Forest Products at Virginia Tech, 1996   |
| 322. Ph.D. in Wood Science from Clemson University, 1988  |
| 323. Ph.D. Laval University Canada  |
| 324. Ph.D. Michigan State Univ 1989 Forest Prod. M.S. Univ. of California, Berkekey 1985 Wood Tech. B.S. Blacksea Tech. Univ. Forest Prod. Engineering 1979   |
| 325. Ph.D. Michigan Tech. 1991  |
| 326. Ph.D. Wood Products Engineering; SUNY-ES&F; 1979 MS Wood Products Engineering; SUNY-ES&F; 1976 BS Wood Science; Penn State; 18972  |
| 327. Ph.D. Wood Science Laval University, Canada, 1995 M.Sc. Wood Science, Laval University, Canada, 1988 B.Sc. Forest Engineering, Laval University, Canada, 1983  |
| 328. Ph.D. wood science Mississippi state University USA 2000   |

|  |
|--|
| 329. Ph.D. Wood Science, MTU   |
| 330. Ph.D., 1969, Aeronautical and Astronautical Sciences, Stanford U; Engineer, 1962, Aeronautical and Astronautical Engineering, Stanford; MS, 1961, Aeronautical Engineering, Stanford; BS, 1960, Mechanical Engineering, Stanford  |
| 331. Ph.D., chemistry, Université de Sherbrooke, Canada, 1986. M. Sc., Chemistry, Université du Québec à Montréal, Canada, 1980. B. Sc., Chemistry, Université de Montréal, Canada, 1974.  |
| 332. Ph.D., Forest Products, Mississippi State, U.S.A., 1989 M.S., Forest Products, Virginia Tech, U.S.A., 1986  |
| 333. Ph.D., MS, BS, Wood science   |
| 334. Ph.D., Purdue University, West Lafayette, IN May 1998-Present Wood Research Laboratory at Department of Forestry and Natural Resources Thesis Title; "Performance testing and its applications to product engineering." Expected Defense date: October-November 2001. M.S., Purdue University, West Lafayette, IN August 1996-May 1998 Wood Research Laboratory at Department of Forestry and Natural Resources GPA: 3.8/4.0 B.S., Gazi University, Ankara, Turkey September 1990-June 1994 Department of Wood Science and Technology |
| 335. Ph.D., wood science, Laval University, Canada, 1999   |
| 336. Ph.D/wood science and Technology/Nanjing Forestry University, P.R.China Master/Chemistry/Yunnan university/P.R.China BA/Wood Science and Technology/Nanjing University/P.R.China  |
| 337. PhD   |
| 338. PhD   |
| 339. PhD   |
| 340. PhD - Civil Engineering, Univ. of Colorado at Boulder.  |
| 341. phd - forest products marketing -- there goes the anonymity of the survey:-)  |
| 342. PHD - Iowa state university - Economics and Marketing BS - SUNY syracuse - F. Management  |
| 343. PhD - Wood Products - Purdue University - USA - 2002 MS - Wood Science - Université Laval - Canada - 2001 BS - Wood Science - Université Laval - Canada - 1996  |
| 344. PhD 1976  |
| 345. PhD Acoustic emission and acousto-ultrasonic techniques for wood drying Kyoto University Japan  |
| 346. PhD Biochemistry, Univ TN memphis, TN 1979  |
| 347. PhD Chemistry Ohio State 91 BS Chemistry Tennessee 86 BA Biology Tennessee 86   |
| 348. PhD Forest Products Mktg UW USA 1992  |
| 349. PhD in wood structure and materials engineering at Washington State Univ. in 1994.  |
| 350. PhD Marketing/Economics, Ohio State 1966 MBA, Drexel University, 1955 BA, Zoology/chemistry, U of PA, 1948  |
| 351. PhD MS BA   |
| 352. PhD Oregon State 1983 Forest Products MS Oregon State 1979 Forest Products BS University of New Hampshire   |
| 353. PhD Org Chemistry   |
| 354. PhD Structural Engineering - Timber, UBC, Canada, 2000 MSc Structural Engineering - Queen's U. Canada, 1995 BSc Civil Engineering - Queen's U., Canada 1993   |
| 355. PhD SUNY ESF USA 1972   |
| 356. PhD Texas A&M Forestry '91 MS Oklahoma State Forestry '79 BS Oklahoma State Wildlife '76  |
| 357. PhD University of Minnesota 1989  |
| 358. PhD Wood Science Colorado State 1980 MS Wood Science Colorado State 1978 MA Mathematics St. John's University 1974 BS Mathematics The City College of New York 1972   |
| 359. phd wood science msc chemistry bsc chemistry  |
| 360. PhD Wood Science, Purdue University, USA, 1992. MS Wood Science, Purdue University, USA, 1987. BS Agricultural Engineering, Purdue University, USA, 1984.   |
| 361. PhD, Chemical Engineering, Faculty of Engineering University of Porto, Portugal MS, Wood Science, University Henri Poincaré Nancy 1, France "Licenciado", 5 Years graduation in Chemical Engineering  |
| 362. PHD, Forest Prod. Univ. of Maine USA 1995   |
| 363. PhD, Forest Products, 1998, USA   |

|  |
|--|
| 364. PhD, Forest Products, Göttingen University, Germany, 1983   |
| 365. PhD, Forest Products, Mississippi State Univ. USA, 2002   |
| 366. Phd, Forestry and Forest Products, Virginia Tech, 2001 MS, Forestry, University of the Philippines, 1995 BS, Forest Products Engineering, University of the Philippines, 1988                     |
| 367. PHD, in Chemistry from the Univ. of Wis in 1942   |
| 368. PhD, MS and BS from USA - I don't give out the rest on surveys.   |
| 369. PhD, MS, BS in Wood Science/Forest Products   |
| 370. PhD, Organic Chemistry, St Andrews University, Scotland, 1981 MBA, University of British Columbia, Canada, 1989   |
| 371. Phd, plasma physics, University of British Columbia, Canada, 1973   |
| 372. PHD, structural engineering, WSU, USA, 1986   |
| 373. PhD, Wood Composites, Faculty of Forestry, University of Toronto, Canada, 2005  |
| 374. phd, wood products, vpi, usa 1981 ms, wood products, vpi, usa, 1980   |
| 375. PhD, wood science, Oregon State, USA 2004 MScF, wood science, U. New Brunswick, Canada, 1999 BScF, wood science, U. Toronto, Canada, 1996   |
| 376. phd, wood sciene and forest products, VPI us  |
| 377. Phd, Economics as applied to Forest Industries  |
| 378. PhD, Forest Products, Oregon State U, USA, 1982 MS, Forestry, Clemson U, USA, 1974 BS, Forestry, Clemson U, USA, 1972   |
| 379. PhD, Wood Science, Syracuse, U.S., 1967   |
| 380. PhD. Materiasl Science France 1992  |
| 381. too long  |
| 382. U. of Michigan, B.S. Forestry, 1980 Virginia Tech, M.S. Wood Science, 1988 Virginia Tech, PhD. Wood Science, 1992   |
| 383. University degree, electronics/telecommuication, Universita` di Padova, Italy, 2005   |
| 384. University of Illinois, Urbana, Ph.D., Bio-organic Chemistry 1973 University of Illinois, Urbana, M.S., Bio-organic Chemistry 1971 University of Wisconsin, Madison, B.S., Organic Chemistry 1969 |
| 385. Wodd Science BS   |
| 386. wood, BS 85, VT wood, MS, 87, U of Washington wood, Ph.D., 92, VT   |

| 45. Please Indicate Your Primary Employer (check only one) |                       | Number of Responses | Response Ratio |
|--|-----------------------|---------------------|----------------|
| Self-employed  | <input type="radio"/> | 26                  | 6%             |
| Government   | <input type="radio"/> | 52                  | 12%            |
| Academic Institute   | <input type="radio"/> | 133                 | 31%            |
| Private Industry   | <input type="radio"/> | 119                 | 28%            |
| Supplier   | <input type="radio"/> | 18                  | 4%             |
| Consultant   | <input type="radio"/> | 19                  | 4%             |
| Association  | <input type="radio"/> | 25                  | 6%             |
| Retired  | <input type="radio"/> | 26                  | 6%             |
| <a href="#">VIEW</a> Other, Please Specify:                |                       | 14                  | 3%             |
| <b>Total</b>   |                       | 432                 | 100%           |

Other:

|   |
|---|
| 1. CERTIFICAITION AND TESTING               |
| 2. FOREST PRODUCT LAB                       |
| 3. FORINTEK, WHAT ARE WE?                   |
| 4. INSURANCE                                |
| 5. NONPROFIT                                |
| 6. NON-PROFIT RESEARCH ORGANIZATION         |
| 7. PRESERVATIVE CHEMICALS                   |
| 8. RESEARCH CENTER                          |
| 9. RESEARCH INSTITUTE                       |
| 10. RESEARCH INSTITUTE                      |
| 11. SELF-EMPLOYED WOOD SCIENTIST/CONSULTANT |
| 12. TESTING LABORATORY AT A UNIVERSITY      |
| 13. THIRD-PARTY INSPECTION                  |
| 14. WHOLLY OWNED SUBSIDIARY OF NAHB         |
| 15. WOOD PANEL TRADE JOURNAL                |



|  |
|--|
| DIVISION PRESIDENT                                 |
| ECONOMIST  |
| ENG  |
| ENGINEERING SUPERVISOR                             |
| ENVIRONMENTAL HEALTH & SAFETY MGR, WOOD PRODUCTS   |
| EXECUTIVE DIRECTOR                                 |
| EXECUTIVE DIRECTOR                                 |
| EXECUTIVE DIRECTOR                                 |
| EXECUTIVE RECRUITER                                |
| EXECUTIVE VICE PRESIDENT                           |
| EXTENSION SPECIALIST                               |
| FOREST INDUSTRY SPECIALIST                         |
| FOREST PRODUCTS AND ECONOMIC DEVELOPMENT SPECIALIS |
| FOREST PRODUCTS EXTENSION SPECIALIST               |
| FOREST PRODUCTS SPECIALIST                         |
| FOREST PRODUCTS TECHNOLOGIST                       |
| FORESTER   |
| GENERAL MANAGER                                    |
| GENERAL MANAGER                                    |
| GENERAL MANAGER RESEARCH & DEVELOPMENT             |
| GROUP LEADER / TECHNOLOGY MANAGER                  |
| GROUP LEADER AND RESEARCH SCIENTIST                |
| HEAD OF DEPARTMENT                                 |
| HEAD OF LABORATORY                                 |
| HONORARY ADVISER                                   |
| INDUSTRIAL AND TECHNOLOGICAL INFORMATION ANALYST   |
| INDUSTRIAL DEVELOPMENT AGENT                       |
| INFORMATION MANAGER                                |
| INFORMATION SPECIALIST                             |
| INSIDE SALES                                       |
| IT MANAGER   |
| LAB MANAGER  |
| LIBRARIAN  |
| LUMBER ANALYST - LUMBER PROCESS TEAM, MFG. ENG.    |
| LUMBER MARKETING ENGINEER                          |
| MANAGER  |
| MANAGER  |
| MANAGER  |
| MANAGER - CANADA WOOD EXPORT PROGRAM               |
| MANAGER, TECHNICAL SERVICES                        |
| MANAGER, TECHNICAL SUPPORT                         |

|   |
|---|
| MANAGING DIRECTOR                                 |
| MANAGING DIRECTOR                                 |
| MANAGING MEMBER OF LLC                            |
| MANAGING PARTNER                                  |
| MANUFACTURING ENGINEER                            |
| MARKET RESEARCH SCIENTIST                         |
| MARKET RESEARCHER                                 |
| MATERIALS RESEARCH ENGINEER MGR                   |
| NATIONAL PROGRAM DIRECTOR                         |
| NATURAL RESOURCE SPECIALIST                       |
| NORTH AMERICAN CORRESPONDENT                      |
| OPERATIONS MANAGER                                |
| OPERATIONS MANAGER                                |
| OSB CERTIFICATION SUPERVISOR                      |
| OSB MARKET APPLICATION MANAGER                    |
| OSB TECHNICAL MANAGER                             |
| OWNER   |
| OWNER   |
| OWNER/EXECUTIVE RECRUITER                         |
| POST-DOC  |
| POST-DOCTORAL RESEARCH ASSOCIATE                  |
| PRES  |
| PRESIDENT   |
| PRESIDENT   |
| PRESIDENT   |
| PRESIDENT   |
| PRESIDENT   |
| PRESIDENT   |
| PRESIDENT   |
| PRESIDENT   |
| PRESIDENT   |
| PRESIDENT   |
| PRESIDENT   |
| PRESIDENT AND CEO                                 |
| PRESIDENT, FOREST PRODUCTS DEVELOPMENT LABORATORY |
| PRINCIPAL   |
| PRINCIPAL RESEARCHER                              |
| PRINCIPLE RESEARCH FOREST PRODUCTS TECHNOLGIST    |
| PROCESS AND QUALITY MANAGER                       |
| PROCESS ENGINEER                                  |
| PROCESS IMPROVEMENT COORDINATOR/SHIFT MANAGER     |
| PRODUCT DEVELOPMENT MANAGER                       |
| PRODUCTION MANAGER                                |
| PROF OF FORESTRY                                  |
| PROFESSOR   |



|                              |
|------------------------------|
| RESEARCH MANAGER             |
| RESEARCH MANAGER             |
| RESEARCH OFFICER             |
| RESEARCH PROFESSIONAL        |
| RESEARCH PROFESSOR           |
| RESEARCH SCIENTIST           |
| RESEARCH SCIENTIST           |
| RESEARCH SCIENTIST           |
| RESEARCH SCIENTIST           |
| RESEARCH SCIENTIST           |
| RESEARCH SCIENTIST           |
| RESEARCH SCIENTIST           |
| RESEARCH SCIENTIST           |
| RESEARCH SCIENTIST           |
| RESEARCH SCIENTIST           |
| RESEARCH SCIENTIST           |
| RESEARCH SCIENTIST           |
| RESEARCH SCIENTIST           |
| RESEARCH SCIENTIST           |
| RESEARCH SCIENTIST           |
| RESEARCH SCIENTIST           |
| RESEARCH SCIENTIST           |
| RESEARCH SCIENTIST/ENGINEER  |
| RESEARCH TECHNOLOGIST        |
| RESEARCH WOOD SCIENTIST      |
| RESEARCHER                   |
| RESERACH ASSOCIATE           |
| RETIRED PROFESSOR            |
| SALES AND MATERIALS MANAGER  |
| SALES MANAGER                |
| SALES MANAGER WOOD ADHESIVES |
| SALES REPRESENTATIVE         |
| SALES REPRESENTATIVE         |
| SALES SPECIALIST             |
| SCIENCE RESEARCH SPECIALIST  |
| SCIENTIFIC ADVISOR           |
| SCIENTIFIC ADVISOR EMERITUS  |
| SCIENTIST                    |
| SCIENTIST                    |
| SCIENTIST                    |
| SCIENTIST                    |
| SCIENTIST - GROUP LEADER     |
| SECRETARY-MANAGER            |
| SENIOR ANALYST               |
| SENIOR DEVELOPMENT CHEMIST   |
| SENIOR LECTURER              |
| SENIOR LECTURER              |
| SENIOR PROCESS SPECIALIST    |
| SENIOR PROFESSOR             |
| SENIOR RESEARCH SCIENTIST    |

|   |
|---|
| SENIOR RESEARCHER                                 |
| SENIOR SCIENTIST AND GROUP LEADER                 |
| SENIOR STRUCTURAL ENGINEER/PARTNER                |
| SENIOR TECHNICAL MANAGER                          |
| SENIOR TECHNICIAN                                 |
| SENIOR TECHNOLOGY MANAGER FOR WOOD ADHESIVES      |
| SOLE PROPRIETER                                   |
| SOUTH AMERICAN MARKETING MANAGER                  |
| SPECIAL PROJECTS MANAGER                          |
| SR. ENGINEER                                      |
| SR. RESEARCH ASSOCIATE                            |
| SR. RESEARCH CHEMIST                              |
| SR. RESEARCH SCIENTIST - MICROSCOPIST             |
| ST TECH SVC REP                                   |
| STAFF CONSULTANT                                  |
| STRUCTURAL ENGINEER                               |
| STRUCTURAL ENGINEER                               |
| SUPERVISOR  |
| SUPERVISOR  |
| SUPERVISOR  |
| SUPERVISORY LIBRARIAN                             |
| SUPERVISORY RESEARCH ENGINEER                     |
| SUPERVISORY RESEARCH FOREST PRODUCTS TECHNOLOGIST |
| TEACHER   |
| TEAM LEADER                                       |
| TECHNICAL CONSULTANT                              |
| TECHNICAL DEVELOPMENT AND INSPECTION COLUTANT     |
| TECHNICAL DIRECTOR                                |
| TECHNICAL DIRECTOR                                |
| TECHNICAL DIRECTOR                                |
| TECHNICAL DIRECTOR                                |
| TECHNICAL DIRECTOR                                |
| TECHNICAL DIRECTOR                                |
| TECHNICAL DIRECTOR                                |
| TECHNICAL DIRECTOR                                |
| TECHNICAL DIRECTOR                                |
| TECHNICAL DIRECTOR                                |
| TECHNICAL DIRECTOR                                |
| TECHNICAL DIRECTOR                                |
| TECHNICAL DIRECTOR                                |
| TECHNICAL DIRECTOR                                |
| TECHNICAL DIRECTOR                                |
| TECHNICAL DIRECTOR, PRODUCT DEVELOPMENT           |
| TECHNICAL MANAGER OF RAW MATERIALS                |
| TECHNICAL SERVICE GROUP LEADER                    |

|  |
|--|
| TECHNICAL SERVICE MANAGER                    |
| TECHNICAL SERVICE REP                        |
| TECHNICAL SERVICES DIRECTOR                  |
| TECHNICAL SERVICES MANAGER                   |
| TECHNICAL SPECIALIST                         |
| TECHNICAL TEAM MEMBER                        |
| UNIT GENERAL MANAGER                         |
| UTILIZATION & MARKETING MANAGER              |
| VICE CHAIRMAN OF BOARD                       |
| VICE CHANCELLOR FOR ACADEMIC AFFAIRS AND CEO |
| VICE PESIDENT                                |
| VICE PRESIDENT                               |
| VICE PRESIDENT                               |
| VICE PRESIDENT - ENGINEERING                 |
| VICE PRESIDENT MARKETING AND SALES           |
| VICE PRESIDENT- TECHNICAL DEVELOPMENT        |
| VICE PRESIDENT, GENERAL MANAGER              |
| VICE-PRESIDENT, MARKETING                    |
| VILUNTEER                                    |
| VP   |
| VP   |
| VP   |
| VP ENGR                                      |

|  |
|--|
| VP OPERATIONS                                      |
| VP R & D   |
| VP SALES   |
| VUCE PRESIDENT. FOREST PRODUCTS MARKETING          |
| WD SCI. & TECHNOLOGY AND FOREST POLICY CONSULTANT  |
| WEB BUSINESS AND BUSINESS PROCESS SUPERVISOR       |
| WOOD DRYING SCIENTIST                              |
| WOOD PROCUREMENT MANAGER, ENVIRONMENTAL COORDINATO |
| WOOD PROPERTIES DIVISION MANAGER                   |
| WOOD SCIENTIST                                     |
| WOOD SCIENTIST                                     |
| WOOD SCIENTIST                                     |
| WOOD SCIENTIST                                     |
| WOOD SCIENTIST                                     |
| WOOD TECHNOLOGIST                                  |
| WOOD TECHNOLOGIST                                  |
| WOOD TECHNOLOGY PROJECT MANAGER                    |
| WOOD TECHNOLOGY SUPERVISOR, TEST LAB               |
| WOOD UTILIZATION SPECIALIST                        |
| WORKFORCE DEVELOPMENT COORDINATOR-WOOD PRODUCTS    |

#### 47. Membership in Other Organizations/Associations

|  |
|--|
| ACADEMY OF MANAGEMENT AMERICAN PSYCHOLOGICAL ASSOCIATION   |
| ACI, AISC, ASTM, NFPA, ICC, AWS, FPS, NATIONAL TRUST FOR HISTORIC PRESERVATION   |
| ACS  |
| ACS, SPE, SWST   |
| ACS, SWST  |
| ACS, TAPPI, SIGMA XI,  |
| ACS, WDMA, AAMA, NFRC,   |
| ADHESION SCIENCE AMERICAN CHEMICAL SOCIETY SOCIETY OF WOOD SCIENCE   |
| AF&PA NCASI  |
| AICHE  |
| AICHE, TAPPI   |
| AM. CHEM. SOC. INT. RES. GRP ON WOOD PRES. SOC. PLAS. ENG. SWST  |
| AMER SOC OF CIVIL ENGINEERS (ASCE) EXECUTIVE AGENDA  |
| AMER. SOC OF CIVIL ENGR. STRUCTURAL ENGINEERS ASSOCIATION SOC. OF WOOD SCIENCE AND TECHNOLOGY AMER. SOC OF NONDESTRUCTIUE TESTING  |
| AMERICAN CHEMICAL SOCIETY  |
| AMERICAN CHEMICAL SOCIETY  |
| AMERICAN CHEMICAL SOCIETY  |
| AMERICAN CHEMICAL SOCIETY  |
| AMERICAN CHEMICAL SOCIETY  |
| AMERICAN CHEMICAL SOCIETY  |
| AMERICAN CHEMICAL SOCIETY  |
| AMERICAN CHEMICAL SOCIETY ADHESION SOCIETY ASTM INTERNATIONAL  |
| AMERICAN CHEMICAL SOCIETY, SWST, IAWA, MICROSCOPY SOCIETY OF AMERICA   |
| AMERICAN INSTITUTE OF CHEMICAL ENGINEERS AMERICAN CHEMICAL SOCIETY MATERIALS RESEARCH SOCIETY ALPHA CHI SIGMA CHEMISTRY FRATERNITY TAPPI SIGMA XI, NORTH AMERICAN RESEARCH SOCIETY   |
| AMERICAN INSTITUTE OF TIMBER CONSTRUCTION AMERICAN WOOD-PRESERVERS' ASSOCIATION AMERICAN PLYWOOD ASSOCIATION AMERICAN SOCIETY OF TESTING AND MATERIALS SOCIETY OF FORENSIC ENGINEERS & SCIENTISTS SOCIETY OF WOOD SCIENCE & TECHNOLOGY |
| AMERICAN LIBRARY ASSOCIATION SPECIAL LIBRARY ASSOCIATION THEATRE LIBRARY ASSOCIATION WISCONSIN LIBRARY ASSOCIATION   |
| AMERICAN MARKETING ASSOCIATION (AMA) SOCIETY OF WOOD SCIENCE AND TECHNOLOGY (SWST)   |
| AMERICAN MARKETING ASSOCIATION INTERNATIONAL CODE COUNCIL NATIONAL ASSOCIATION OF HOMEBUILDERS   |
| AMERICAN MARKETING ASSOCIATION, PUGET SOUND RESEARCH FORUM   |
| AMERICAN SOCIETY FOR CIVIL ENGINEERS   |
| AMERICAN SOCIETY FOR QUALITY   |
| AMERICAN SOCIETY FOR QUALITY   |
| AMERICAN SOCIETY FOR QUALITY SOCIETY OF WOOD SCIENCE AND TECHNOLOGY  |
| AMERICAN SOCIETY FOR TESTING AND MATERIALS SOCIETY OF WOOD SCIENCE AND TECHNOLOGY INTERNATIONAL UNION OF FOREST RESEARCH ORGANIZATIONS CIB-W18   |
| AMERICAN SOCIETY OF CIVIL ENGINEERS  |
| AMERICAN SOCIETY OF CIVIL ENGINEERS AMERICAN SOCIETY OF TESTING AND MATERIALS REGISTERED PROFESSIONAL ENGINEER   |
| AMERICAN SOCIETY OF CIVIL ENGINEERS NATIONAL SOCIETY OF PROFESSIONAL ENGINEERS   |

|   |
|---|
| AMERICAN SOCIETY OF CIVIL ENGINEERS STRUCTURAL ENGINEERS OF AMERICA AMERICAN WOOD PRESERVERS ASSOCIATION  |
| AMERICAN SOCIETY OF TESTING AND MATERIALS AMERICAN WOOD PRESERVERS' ASSOCIATION AMERICAN SOCIETY OF ASSOCIATION EXECUTIVES  |
| AMERICAN WOOD PRESERVERS' ASSOCIATION   |
| AMERICAN WOOD PRESERVERS' ASSOCIATION (AWPA) AMERICAN WOOD PRESERVER'S INSTITUTE (AWPI) FOREST PRODUCTS RESEARCH SOCIETY (FPRS) INSTITUTE FOR STUDY OF BUSINESS MARKETS INTERNATIONAL RESEARCH GROUP ON WOOD PRESERVATION MISSISSIPPI FORESTRY ASSOCIATION MISSISSIPPI LUMBER MANUFACTURERS ASSOCIATION PHI KAPPA PHI SOUTHERN FOREST PRODUCTS ASSOCIATION SOUTHERN LUMBER MANUFACTURERS ASSOCIATION TAPPI WWPI |
| AMERICAN WOOD-PRESERVERS' ASSOCIATION   |
| APA AF&PA COMMERCIAL DEVELOPMENT & MARKETING ASSOC. AMERICAN MARKETING ASSOCIATION US GREEN BUILDING COUNCIL  |
| APA NFOPA WTCA NHBA   |
| APEGGA  |
| ASABE SAF ASEE COFE   |
| ASAE  |
| ASAE ASCE SWST  |
| ASCE  |
| ASCE  |
| ASCE  |
| ASCE AISC   |
| ASCE ASSOCIATION FOR PRESERVATION TECHNOLOGY  |
| ASCE AWC  |
| ASCE RISK MANAGEMENT  |
| ASCE SWST ASTM  |
| ASCE, ACI, AISC, AWS, PCI, ASEE   |
| ASCE, AF&PA   |
| ASCE, ASABE,  |
| ASCE, ASTM, NFPA, NSPE  |
| ASCE, AWC, APA, AWPA, AITC  |
| ASCE, STRUCTURAL ENGINEERS OF COLORADO  |
| ASCE, SWST, ASTM  |
| ASCE, TPI, WTCA, AFPA, SEA0I  |
| ASHRAE (AMERICAN SOCIETY OF HEATING, REFRIGERATING, AND AIR CONDITIONING ENGINEERS)   |
| ASHRAE, NEKDA, NHLA, REG PROF ENGINEER  |
| ASME ASCE SAE ASTM SWST ASSE  |
| ASME, SME   |
| ASQ   |
| ASQ   |
| ASQ   |
| ASQ, NOFMA,   |
| ASSOC OF NATURAL RESOURCE EXTENSION PROFESSIONALS   |
| ASSOCIATION OF BC FOREST PROFESSIONALS (ON LEAVE)   |
| ASSOCIATION OF PROFESSIONAL ENGINEERS OF BC   |
| ASTM  |
| ASTM  |
| ASTM  |

|   |
|---|
| ASTM  |
| ASTM  |
| ASTM  |
| ASTM  |
| ASTM  |
| ASTM AMERICAN SOCIETY OF ASSOCIATION EXECUTIVES WASHINGTON SOCIETY OF ASSOCIATION EXECUTIVES  |
| ASTM D07; CANADIAN ACOUSTICAL ASSOCIATION   |
| ASTM SWST NAHB AWPA   |
| ASTM, AF&PA, ACS, AWPA, CWPA, ICC   |
| ASTM, ASCE, SEI, ASQ, SEAO  |
| ASTM, AWPA,   |
| ASTM, NFPA, SFPE (IN THE US)  |
| ASTTBC  |
| AWI, WPMA   |
| AWIS SEC  |
| AWPA  |
| AWPA  |
| AWPA  |
| AWPA (LIFE MEMBERSHIP), IRG-WP (MEMBERSHIP LIFE LONG), ABPM - BRAZILIAN WOOD PRESERVERS' ASSOCIATION (HONORARY MEMBER AND FOUNDER), ABRAFATI-BRAZILIAN PAINT MANUFACTURERS' ASSOCIATION ( DIRECTOR) |
| AWPA ASTM ISO   |
| AWPA IRG  |
| AWPA MISSOURI FOREST PRODUCTS ASSOCIATION   |
| AWPA SOCIETY OF AMERICAN FORESTERS  |
| AWPA, ACS, IRG-WP, SWST, SIGMA XI, IWST, FSCT, CWPA   |
| AWPA, ASTM  |
| AWPA, ISO, ASTM   |
| AWPA; SPTA;   |
| CANADIAN INSTITUTE OF TREATED WOOD IRG -WOOD PRESERVATION / WOOD TREATMENTS FORINTEK  |
| CANADIAN WOOD PRESERVATION ASSOCIATION, CANADIAN INSTITUTE OF TREATED WOOD, AMERICAN SOCIETY OF TESTING AND MATERIALS, SWST, NEW ENGLAND KILN DRYING ASSOCIATION                                    |
| CITW AWPA OLMA CWPA   |
| CPA   |
| CSI, AWPA, WDMA   |
| CSI, LUMBERMANS CLUB, NAHB  |
| FPS IRG   |
| GEOTECHNICAL SCIENCES OF GREECE FORESTRY SOCIETY OF GREECE  |
| HPVA CHPVA AEFS CPSA  |
| ICC AALA  |
| IEEE  |
| IEEE TEC  |
| IEEE, URSI  |
| INFORMS IEEE SME SIGMA XI   |
| INST. WOOD SCI. INT. RESEARCH GRP ON WOOD PRES. AWPA RTA  |
| INTERNATIONAL ASSOCIATION OF WOOD ANATOMISTS - IAWA INTERNATIONAL WOOD COLLECTORS SOCIETY - IWCS  |

|  |
|--|
| INTERNATIONAL RESEARCH GROUP ON WOOD PROTECTION. AMERICAN PHYTOPATHOLOGY SOCIETY CANADAN PHYTOPATHOLOGY SOCIETY  |
| INTERNATIONAL SOCIETY OF INDUSTRIAL ECOLOGY  |
| IPC, IUFRO, IAWA, SWST   |
| IRG ACS  |
| IRG, ROYAL SOCIETY OF NEW ZEALAND  |
| IUFRO  |
| IUFRO  |
| IUFRO COUNCIL ON FOREST ENGINEERING  |
| IUFRO, CIF, IWSC,  |
| JAPAN WOOD RESEARCH SOCIETY  |
| JAPAN WOOD SOCIETY, JAPAN ADHESION SOCIETY   |
| MEMBER AMERICAN CHEMICAL SOCIETY   |
| MEMBER COMPOSITE PANEL ASSOCIATE; ASSOCIATE MEMBER NATIONAL HARDWOOD LUMBER ASSOCIATION  |
| MEMBER, INSTITUTION OF ENGINEERS, AUSTRALIA  |
| MINNESOTA SURVEYORS AND ENGINEERS SOCIETY AMERICAN WELDING SOCIETY   |
| MOKUZAI GAKKAI   |
| NA   |
| NC FORESTRY ASSOICIATION AWPA  |
| NEW ZEALAND INSTITUTE OF FORESTRY SOCIETY OF AMERICAN FORESTERS AUSTRALIAN AGRICULTURAL AND RESOURCE ECONOMICS SOCIETY   |
| NHLA NELA  |
| NO   |
| NONE   |
| NONE   |
| NONE   |
| NONE   |
| NONE   |
| NONE   |
| NONE   |
| NONE   |
| NUMEROUS ASM, IBBS, APS, ACS, SIGMA XI, PHI KAPPA PHI,   |
| NY MICROSCOPICAL SOCIETY   |
| NZ INSTITUTE OF FORESTRY (FELLOW) NZ FARM FORESTRY ASSOCIATION (PATRON) COMMONWEATH FORESTRY ASSOCIATION SOCIETY OF AMERICAN FORESTERS (HONORARY MEMBER)                       |
| ORDRE DES CHIMISTES DU QUÉBEC ADHESION SOCIETY CANADIAN CHEMICAL INSTITUTE AMERICAN CHEMICAL SOCIETY CANADIAN THERMAL ANALYSIS SOCIETY NORTH AMERICAN THERMAL ANALYSIS SOCIETY |
| ORDRE DES CHIMISTES DU QUEBEC APA TECO   |
| ORDRE DES INGÉNIEUR DU QUÉBEC ASSOCIATION FORESTIÈRE QUÉBÉCOISE SOCIÉTÉ CANADIENNE DE GÉNIE CHIMIQUE   |
| ORDRE DES INGÉNIEURS DU QUÉBEC   |
| ORDRE DES INGÉNIEURS DU QUÉBEC   |
| P.ENG.   |
| PEO, CSEM, ASCE, ASTM  |
| PROFESSIOAL ENGINEERS: ONTARIO, BRITISH COLUMBIA, STATE OF WASHINGTON, COLORADO CANADIAN SOCIETY FOR CIVIL ENGINEERING TIMBER FRAMERS GUILD US GREEN BUILDING COUNCIL          |
| PROFESSIONAL ENGINEERS   |

|  |
|--|
| PROFESSIONAL ENGINEERS OF BC   |
| PROFESSIONAL ENGINEERS ONTARIO (PEO), CANADA AND SWST.   |
| PROJECT MANAGEMENT INSTITUTE   |
| QUEBEC ORDER OF FOREST ENGINEERS FORINTEK LUMBER TECHNICAL ADVISOR                                     |
| REGISTERED PROFESSIONAL ENGINEER   |
| ROYAL SOCIETY OF CHEMISTRY, LONDON   |
| RPF-PROVINCE OF NEW BRUNSWICK RPF-PROVINCE OF BRITISH COLUMBIA REGISTERED WOOD SCALER - STATE OF MAINE |
| S.W.S.T. A.W.P.A.  |
| SA INSTITUTE OF FORESTRY   |
| SAF  |
| SAF  |
| SAF  |
| SAF  |
| SAF  |
| SAF  |
| SAF  |
| SAF  |
| SAF  |
| SAF  |
| SAF  |
| SAF ASAE   |
| SAF SWST   |
| SAF TAPPI ACS  |
| SAF, ASAE  |
| SAF, FPA, IBCFP, NAPFA   |
| SAF, FULBRIGHT, NEW ENGLAND REGIONAL COUNCIL ON FOREST ENGINEERING                                     |
| SAF, IUFRO, ISA  |
| SAF, SWST, XI SIGMA PI, SIGMA XI   |
| SAMPE, KOREA SOCIETY OF COMPOSITE MATERIALS  |
| SEAOC, SEAW, ASCE, ASAE, ASTM  |
| SEVERAL  |
| SME  |
| SME  |
| SOCIETY OF AMERICAN FORESTERS  |
| SOCIETY OF AMERICAN FORESTERS  |
| SOCIETY OF AMERICAN FORESTERS  |
| SOCIETY OF AMERICAN FORESTERS  |
| SOCIETY OF AMERICAN FORESTERS  |
| SOCIETY OF AMERICAN FORESTERS  |
| SOCIETY OF AMERICAN FORESTERS  |
| SOCIETY OF AMERICAN FORESTERS (SAF)  |
| SOCIETY OF AMERICAN FORESTERS COUNCIL ON FOREST ENGINEERING  |
| SOCIETY OF AMERICAN FORESTERS LOUISIANA FORESTRY ASSOCIATION SOUTHERN HARDWOOD GROUP                   |
| SOCIETY OF AMERICAN FORESTERS OKLAHOMA REDCEDAR ASSOC. IUFRO INTERNATIONAL SOC. OF TROPICAL FORESTERS  |
| SOCIETY OF AMERICAN FORESTERS SOCIETY OF WOOD SCIENCE & TECHNOLOGY                                     |
| SOCIETY OF AMERICAN FORESTERS TAPPI ROYAL SWEDISH ACADEMY OF FORESTRY AND AG. SCIENCES PLUS OTHERS     |



|  |
|--|
| SWST   |
| SWST   |
| SWST   |
| SWST   |
| SWST   |
| SWST ACS ADHESION SOCIETY  |
| SWST AMERICAN SOCIETY FOR NONDESTRUCTIVE TESTING SIGMA CHI   |
| SWST ANREP IUFRO   |
| SWST ASTM IUFRO AEWG ASNT IAWS IAWA  |
| SWST AWC   |
| SWST AWPA  |
| SWST AWPA IRG LFA  |
| SWST AWPA SAF  |
| SWST BUND DEUTSCHER HOLZWIRTE (GERMANY) DGFH (GERMANY) SAH (SWISS)   |
| SWST CANADIAN INSTITUTE OF FORESTRY QUÉBEC REGISTERED PROFESSIONAL FORESTER<br>QUÉBEC PROFESSIONAL ENGINEER                              |
| SWST FOREST HISTORY SOCIETY  |
| SWST IAWA  |
| SWST IAWA IAWS   |
| SWST IAWS AMERICAN CHEMICAL SOCIETY  |
| SWST IRG AWPA CWPA   |
| SWST IWSC AWPA ASTM ANSI RTA   |
| SWST NZIC APPITA FPS   |
| SWST PRODUCT DEVELOPMENT AND MANAGEMENT ASSOCIATION  |
| SWST SAF   |
| SWST SAF IRG AWPA  |
| SWST SBA WVFA  |
| SWST THE ADHESION SOCIETY THE AMERICAN CHEMICAL SOCIETY THE AMERICAN<br>ASSOCIATION FOR ADVANCEMENT OF SCIENCES GOLDEN KEY HONOR SOCIETY |
| SWST, ACS, AWPA  |
| SWST, ASCE, ASTM   |
| SWST, ASQ  |
| SWST, ASQ  |
| SWST, ASTM, AWPA   |
| SWST, ASTM,IAWS  |
| SWST, AWPA, NFPA, IAFSS, ASTM, IUFRO   |
| SWST, EEBA, AAMA   |
| SWST, IAWA   |
| SWST, IAWA, ISTF, BSA  |
| SWST, IIE  |
| SWST, IUFRO, SAF, IAWA,  |
| SWST, PHI KAPPA PHI, SIGMA XI, GAMMA SIGMA DELTA, XI SIGMA PI,   |
| SWST, RAILWAY TIE ASSN, IRG.   |
| SWST, SIGMA XI   |
| SWST, WESTCON (WESTERN CONSTRUCTION CONSULTANTS), AAC (AM ALPINE CLUB)   |
| SWST,IAWA,IAWS   |
| TAPPI  |
| TAPPI AICHE  |
| TAPPI AMERICAN CHEMICAL SOCIETY ASME ASAE  |

|  |
|--|
| TAPPI, ACS, SWST, IAWA   |
| TAPPI, PAPTAC, APPITA  |
| TIMBER FRAMERS GUILD, INTERNATIONAL LOG BUILDERS ASSOCIATION, ASTM |
| TMS  |
| TOO MANY TO LIST   |
| VA ECON DEVELOPERS ASSN, RURAL PLANNING CAUCUS,                    |
| WOOD AND FIBER SCIENCE SOCIETY OF AMERICAN FORESTERS               |

## Crosstab Comparisons By Primary Employer

### Benefits Received From FPS Membership

| FPS Benefits: Please rate the following statements on a scale from 1 – strongly disagree, to 7 – strongly agree.: <i>FPS membership improves my ability to do my current job.</i> |       |   |            |                    |                  |          |            |             |         |       |
|---|-------|---|------------|--------------------|------------------|----------|------------|-------------|---------|-------|
|   | Total | Please Indicate Your Primary Employer (check only one): |            |                    |                  |          |            |             |         |       |
|   |       | Self-employed   | Government | Academic Institute | Private Industry | Supplier | Consultant | Association | Retired | Other |
| <b>Total</b>  | 422   | 25  | 50         | 132                | 117              | 18       | 19         | 24          | 21      | 14    |
| <b>Strongly Disagree</b>  | 10    | 4%  | 2%         | 4.5%               | 0%               | 0%       | 0%         | 0%          | 4.8%    | 7.1%  |
| <b>2</b>  | 30    | 12%   | 12%        | 7.6%               | 2.6%             | 16.7%    | 0%         | 4.2%        | 4.8%    | 14.3% |
| <b>3</b>  | 46    | 16%   | 6%         | 7.6%               | 15.4%            | 11.1%    | 21.1%      | 16.7%       | 4.8%    | 0%    |
| <b>Somewhat Agree</b>   | 117   | 24%   | 20%        | 27.3%              | 34.2%            | 33.3%    | 36.8%      | 25%         | 19%     | 7.1%  |
| <b>5</b>  | 91    | 20%   | 14%        | 22.7%              | 24.8%            | 11.1%    | 5.3%       | 29.2%       | 19%     | 42.9% |
| <b>6</b>  | 67    | 4%  | 26%        | 16.7%              | 14.5%            | 5.6%     | 26.3%      | 12.5%       | 9.5%    | 21.4% |
| <b>Strongly Agree</b>   | 51    | 20%   | 18%        | 13.6%              | 6.8%             | 22.2%    | 5.3%       | 8.3%        | 14.3%   | 7.1%  |
| <b>N/A-Don't Know</b>   | 10    | 0%  | 2%         | 0%                 | 1.7%             | 0%       | 5.3%       | 4.2%        | 23.8%   | 0%    |

| FPS Benefits: Please rate the following statements on a scale from 1 – strongly disagree, to 7 – strongly agree.: <i>FPS membership is relevant to my overall career.</i> |       |   |            |                    |                  |          |            |             |         |       |
|---|-------|---|------------|--------------------|------------------|----------|------------|-------------|---------|-------|
|   | Total | Please Indicate Your Primary Employer (check only one): |            |                    |                  |          |            |             |         |       |
|   |       | Self-employed   | Government | Academic Institute | Private Industry | Supplier | Consultant | Association | Retired | Other |
| <b>Total</b>  | 421   | 25  | 49         | 132                | 117              | 18       | 19         | 24          | 21      | 14    |
| <b>Strongly Disagree</b>  | 8     | 0%  | 2%         | 1.5%               | 0.9%             | 5.6%     | 5.3%       | 0%          | 9.5%    | 0%    |
| <b>2</b>  | 31    | 20%   | 16.3%      | 4.5%               | 5.1%             | 11.1%    | 0%         | 0%          | 9.5%    | 7.1%  |
| <b>3</b>  | 55    | 16%   | 2%         | 11.4%              | 17.9%            | 22.2%    | 31.6%      | 4.2%        | 4.8%    | 7.1%  |
| <b>Somewhat Agree</b>   | 86    | 16%   | 22.4%      | 18.9%              | 22.2%            | 22.2%    | 15.8%      | 37.5%       | 14.3%   | 7.1%  |
| <b>5</b>  | 83    | 8%  | 14.3%      | 20.5%              | 25.6%            | 5.6%     | 5.3%       | 33.3%       | 14.3%   | 28.6% |
| <b>6</b>  | 78    | 16%   | 18.4%      | 20.5%              | 19.7%            | 11.1%    | 21.1%      | 16.7%       | 4.8%    | 28.6% |
| <b>Strongly Agree</b>   | 72    | 24%   | 20.4%      | 22.7%              | 7.7%             | 22.2%    | 15.8%      | 8.3%        | 23.8%   | 21.4% |
| <b>N/A-Don't Know</b>   | 8     | 0%  | 4.1%       | 0%                 | 0.9%             | 0%       | 5.3%       | 0%          | 19%     | 0%    |

**FPS Benefits: Please rate the following statements on a scale from 1 – strongly disagree, to 7 – strongly agree.: *My membership in FPS is valued by my employer.***

|                          | Total | Please Indicate Your Primary Employer (check only one): |            |                    |                  |          |            |             |         |       |
|--------------------------|-------|---|------------|--------------------|------------------|----------|------------|-------------|---------|-------|
|                          |       | Self-employed   | Government | Academic Institute | Private Industry | Supplier | Consultant | Association | Retired | Other |
| <b>Total</b>             | 419   | 24  | 49         | 132                | 117              | 18       | 19         | 24          | 20      | 14    |
| <b>Strongly Disagree</b> | 27    | 8.3%  | 4.1%       | 10.6%              | 3.4%             | 5.6%     | 10.5%      | 0%          | 5%      | 7.1%  |
| <b>2</b>                 | 47    | 16.7%   | 12.2%      | 10.6%              | 14.5%            | 16.7%    | 0%         | 4.2%        | 5%      | 0%    |
| <b>3</b>                 | 58    | 16.7%   | 12.2%      | 15.2%              | 13.7%            | 16.7%    | 10.5%      | 16.7%       | 15%     | 0%    |
| <b>Somewhat Agree</b>    | 102   | 25%   | 32.7%      | 23.5%              | 25.6%            | 11.1%    | 26.3%      | 16.7%       | 5%      | 42.9% |
| <b>5</b>                 | 68    | 4.2%  | 18.4%      | 12.1%              | 21.4%            | 16.7%    | 10.5%      | 37.5%       | 5%      | 14.3% |
| <b>6</b>                 | 51    | 4.2%  | 10.2%      | 12.1%              | 14.5%            | 5.6%     | 21.1%      | 16.7%       | 0%      | 21.4% |
| <b>Strongly Agree</b>    | 40    | 4.2%  | 6.1%       | 12.1%              | 6%               | 22.2%    | 10.5%      | 4.2%        | 20%     | 14.3% |
| <b>N/A-Don't Know</b>    | 26    | 20.8%   | 4.1%       | 3.8%               | 0.9%             | 5.6%     | 10.5%      | 4.2%        | 45%     | 0%    |

**FPS Benefits: Please rate the following statements on a scale from 1 – strongly disagree, to 7 – strongly agree.: *FPS is a good source for technical exchange.***

|                          | Total | Please Indicate Your Primary Employer (check only one): |            |                    |                  |          |            |             |         |       |
|--------------------------|-------|---|------------|--------------------|------------------|----------|------------|-------------|---------|-------|
|                          |       | Self-employed   | Government | Academic Institute | Private Industry | Supplier | Consultant | Association | Retired | Other |
| <b>Total</b>             | 418   | 25  | 49         | 132                | 114              | 18       | 19         | 24          | 21      | 14    |
| <b>Strongly Disagree</b> | 3     | 0%  | 2%         | 1.5%               | 0%               | 0%       | 0%         | 0%          | 0%      | 0%    |
| <b>2</b>                 | 12    | 8%  | 4.1%       | 3%                 | 3.5%             | 0%       | 0%         | 0%          | 0%      | 0%    |
| <b>3</b>                 | 26    | 4%  | 0%         | 8.3%               | 6.1%             | 5.6%     | 10.5%      | 4.2%        | 4.8%    | 7.1%  |
| <b>Somewhat Agree</b>    | 56    | 12%   | 12.2%      | 12.9%              | 14.9%            | 22.2%    | 15.8%      | 8.3%        | 14.3%   | 7.1%  |
| <b>5</b>                 | 108   | 20%   | 28.6%      | 25%                | 25.4%            | 16.7%    | 26.3%      | 37.5%       | 19%     | 35.7% |
| <b>6</b>                 | 124   | 32%   | 24.5%      | 31.8%              | 30.7%            | 22.2%    | 31.6%      | 29.2%       | 28.6%   | 28.6% |
| <b>Strongly Agree</b>    | 85    | 24%   | 26.5%      | 17.4%              | 18.4%            | 33.3%    | 10.5%      | 20.8%       | 28.6%   | 21.4% |
| <b>N/A-Don't Know</b>    | 4     | 0%  | 2%         | 0%                 | 0.9%             | 0%       | 5.3%       | 0%          | 4.8%    | 0%    |

**FPS Benefits: Please rate the following statements on a scale from 1 – strongly disagree, to 7 – strongly agree.: *FPS is a good source for business networking.***

|                          | Total      | Please Indicate Your Primary Employer (check only one): |            |                    |                  |          |            |             |         |       |
|--------------------------|------------|---|------------|--------------------|------------------|----------|------------|-------------|---------|-------|
|                          |            | Self-employed   | Government | Academic Institute | Private Industry | Supplier | Consultant | Association | Retired | Other |
| <b>Total</b>             | <b>419</b> | 25  | 49         | 130                | 117              | 18       | 19         | 24          | 21      | 14    |
| <b>Strongly Disagree</b> | 12         | 4%  | 4.1%       | 3.8%               | 3.4%             | 0%       | 0%         | 0%          | 0%      | 0%    |
| <b>2</b>                 | 27         | 16%   | 8.2%       | 6.2%               | 6%               | 11.1%    | 0%         | 4.2%        | 4.8%    | 0%    |
| <b>3</b>                 | 53         | 8%  | 4.1%       | 8.5%               | 21.4%            | 11.1%    | 21.1%      | 12.5%       | 4.8%    | 14.3% |
| <b>Somewhat Agree</b>    | 96         | 20%   | 26.5%      | 22.3%              | 23.1%            | 22.2%    | 26.3%      | 29.2%       | 14.3%   | 14.3% |
| <b>5</b>                 | 74         | 12%   | 14.3%      | 21.5%              | 15.4%            | 16.7%    | 15.8%      | 16.7%       | 19%     | 28.6% |
| <b>6</b>                 | 77         | 16%   | 22.4%      | 22.3%              | 18.8%            | 5.6%     | 10.5%      | 12.5%       | 9.5%    | 21.4% |
| <b>Strongly Agree</b>    | 42         | 12%   | 10.2%      | 7.7%               | 7.7%             | 22.2%    | 10.5%      | 16.7%       | 19%     | 7.1%  |
| <b>N/A-Don't Know</b>    | 38         | 12%   | 10.2%      | 7.7%               | 4.3%             | 11.1%    | 15.8%      | 8.3%        | 28.6%   | 14.3% |

**FPS Benefits: Please rate the following statements on a scale from 1 – strongly disagree, to 7 – strongly agree.: *Membership in FPS is of great value to me.***

|                          | Total      | Please Indicate Your Primary Employer (check only one): |            |                    |                  |          |            |             |         |       |
|--------------------------|------------|---|------------|--------------------|------------------|----------|------------|-------------|---------|-------|
|                          |            | Self-employed   | Government | Academic Institute | Private Industry | Supplier | Consultant | Association | Retired | Other |
| <b>Total</b>             | <b>422</b> | 25  | 49         | 132                | 117              | 18       | 19         | 24          | 22      | 14    |
| <b>Strongly Disagree</b> | 5          | 0%  | 2%         | 3%                 | 0%               | 0%       | 0%         | 0%          | 0%      | 0%    |
| <b>2</b>                 | 21         | 12%   | 6.1%       | 6.8%               | 0.9%             | 5.6%     | 5.3%       | 4.2%        | 4.5%    | 7.1%  |
| <b>3</b>                 | 49         | 12%   | 14.3%      | 8.3%               | 14.5%            | 16.7%    | 15.8%      | 0%          | 9.1%    | 7.1%  |
| <b>Somewhat Agree</b>    | 98         | 20%   | 16.3%      | 21.2%              | 31.6%            | 27.8%    | 15.8%      | 25%         | 18.2%   | 14.3% |
| <b>5</b>                 | 94         | 24%   | 14.3%      | 19.7%              | 20.5%            | 16.7%    | 42.1%      | 41.7%       | 27.3%   | 28.6% |
| <b>6</b>                 | 89         | 16%   | 28.6%      | 24.2%              | 20.5%            | 11.1%    | 15.8%      | 16.7%       | 9.1%    | 28.6% |
| <b>Strongly Agree</b>    | 63         | 16%   | 16.3%      | 16.7%              | 11.1%            | 22.2%    | 5.3%       | 12.5%       | 27.3%   | 14.3% |
| <b>N/A-Don't Know</b>    | 3          | 0%  | 2%         | 0%                 | 0.9%             | 0%       | 0%         | 0%          | 4.5%    | 0%    |

Publications

*Forest Products Journal*

| What is your Reading Frequency of the <u>Forest Products Journal</u> (check all that apply) |            |   |            |                    |                  |          |            |             |         |       |
|---|------------|---|------------|--------------------|------------------|----------|------------|-------------|---------|-------|
|   | Total      | Please Indicate Your Primary Employer (check only one): |            |                    |                  |          |            |             |         |       |
|   |            | Self-employed   | Government | Academic Institute | Private Industry | Supplier | Consultant | Association | Retired | Other |
| <b>Total</b>  | <b>464</b> | 26  | 52         | 134                | 119              | 17       | 19         | 25          | 26      | 14    |
| <b>Each issue</b>   | 312        | 69.2%   | 63.5%      | 64.9%              | 73.1%            | 82.4%    | 63.2%      | 76%         | 65.4%   | 42.9% |
| <b>Browse occasionally</b>  | 153        | 38.5%   | 32.7%      | 34.3%              | 27.7%            | 17.6%    | 47.4%      | 32%         | 34.6%   | 42.9% |
| <b>Use only for reference</b>   | 44         | 15.4%   | 9.6%       | 9.7%               | 10.1%            | 0%       | 5.3%       | 4%          | 11.5%   | 14.3% |

| Please indicate the Level of Relevance of the <u>Forest Products Journal</u> (check all that apply) |            |   |            |                    |                  |          |            |             |         |       |
|---|------------|---|------------|--------------------|------------------|----------|------------|-------------|---------|-------|
|   | Total      | Please Indicate Your Primary Employer (check only one): |            |                    |                  |          |            |             |         |       |
|   |            | Self-employed   | Government | Academic Institute | Private Industry | Supplier | Consultant | Association | Retired | Other |
| <b>Total</b>  | <b>465</b> | 26  | 52         | 134                | 119              | 17       | 19         | 25          | 27      | 14    |
| <b>Relevant to my job</b>   | 391        | 65.4%   | 86.5%      | 93.3%              | 94.1%            | 82.4%    | 63.2%      | 88%         | 18.5%   | 85.7% |
| <b>Relevant to me personally</b>  | 152        | 50%   | 21.2%      | 27.6%              | 31.9%            | 29.4%    | 31.6%      | 28%         | 85.2%   | 7.1%  |
| <b>Not relevant to me</b>   | 23         | 7.7%  | 7.7%       | 3%                 | 0%               | 5.9%     | 15.8%      | 4%          | 14.8%   | 14.3% |

Other FPS Publications

| Do you subscribe to the <u>Journal of Forest Products Business</u> ?: |            |   |            |                    |                  |          |            |             |         |       |
|---|------------|---|------------|--------------------|------------------|----------|------------|-------------|---------|-------|
|   | Total      | Please Indicate Your Primary Employer (check only one): |            |                    |                  |          |            |             |         |       |
|   |            | Self-employed   | Government | Academic Institute | Private Industry | Supplier | Consultant | Association | Retired | Other |
| <b>Total</b>  | <b>460</b> | 26  | 49         | 133                | 118              | 18       | 18         | 25          | 27      | 14    |
| <b>Yes</b>  | 59         | 15.4%   | 8.2%       | 20.3%              | 9.3%             | 5.6%     | 11.1%      | 12%         | 3.7%    | 21.4% |
| <b>No</b>   | 401        | 84.6%   | 91.8%      | 79.7%              | 90.7%            | 94.4%    | 88.9%      | 88%         | 96.3%   | 78.6% |

| Do you subscribe to <u>Wood Design Focus</u> ?: |            |   |            |                    |                  |          |            |             |         |       |
|---|------------|---|------------|--------------------|------------------|----------|------------|-------------|---------|-------|
|   | Total      | Please Indicate Your Primary Employer (check only one): |            |                    |                  |          |            |             |         |       |
|   |            | Self-employed   | Government | Academic Institute | Private Industry | Supplier | Consultant | Association | Retired | Other |
| <b>Total</b>                                    | <b>460</b> | 26  | 48         | 134                | 118              | 18       | 19         | 24          | 27      | 14    |
| <b>Yes</b>                                      | 60         | 3.8%  | 6.2%       | 13.4%              | 15.3%            | 22.2%    | 10.5%      | 33.3%       | 0%      | 7.1%  |
| <b>No</b>                                       | 400        | 96.2%   | 93.8%      | 86.6%              | 84.7%            | 77.8%    | 89.5%      | 66.7%       | 100%    | 92.9% |

| Have you ever ordered any <u>special publications from the FPS</u> such as manuals, proceedings, and textbooks?: |            |   |            |                    |                  |          |            |             |         |       |
|--|------------|---|------------|--------------------|------------------|----------|------------|-------------|---------|-------|
|  | Total      | Please Indicate Your Primary Employer (check only one): |            |                    |                  |          |            |             |         |       |
|  |            | Self-employed   | Government | Academic Institute | Private Industry | Supplier | Consultant | Association | Retired | Other |
| <b>Total</b>   | <b>441</b> | 24  | 49         | 127                | 112              | 18       | 17         | 24          | 26      | 14    |
| <b>No</b>  | 139        | 37.5%   | 32.7%      | 30.7%              | 33%              | 27.8%    | 17.6%      | 12.5%       | 38.5%   | 21.4% |
| <b>Yes</b>   | 302        | 62.5%   | 67.3%      | 69.3%              | 67%              | 72.2%    | 82.4%      | 87.5%       | 61.5%   | 78.6% |

Participation

*Chapter, section, international or technical interest group (TIG)*

**In the past, have you ever been an officer at the chapter, section, international or technical interest group (TIG) level? (check all that apply)**

|                                       | Total      | Please Indicate Your Primary Employer (check only one): |            |                    |                  |          |            |             |         |
|---------------------------------------|------------|---|------------|--------------------|------------------|----------|------------|-------------|---------|
|                                       |            | Self-employed   | Government | Academic Institute | Private Industry | Supplier | Consultant | Association | Retired |
| <b>Total</b>                          | <b>194</b> | 13  | 23         | 75                 | 23               | 4        | 9          | 12          | 17      |
| <b>Chapter</b>                        | 73         | 38.5%   | 34.8%      | 32%                | 52.2%            | 50%      | 33.3%      | 41.7%       | 35.3%   |
| <b>Section</b>                        | 111        | 61.5%   | 56.5%      | 62.7%              | 69.6%            | 50%      | 55.6%      | 33.3%       | 47.1%   |
| <b>International</b>                  | 41         | 23.1%   | 13%        | 24%                | 17.4%            | 0%       | 22.2%      | 16.7%       | 35.3%   |
| <b>Technical Interest Group (TIG)</b> | 103        | 46.2%   | 60.9%      | 68%                | 30.4%            | 25%      | 55.6%      | 25%         | 58.8%   |

**Currently, are you an officer at the chapter, section, international or technical interest group (TIG) level? (check all that apply)**

|                                       | Total     | Please Indicate Your Primary Employer (check only one): |            |                    |                  |          |            |             |         |
|---------------------------------------|-----------|---|------------|--------------------|------------------|----------|------------|-------------|---------|
|                                       |           | Self-employed   | Government | Academic Institute | Private Industry | Supplier | Consultant | Association | Retired |
| <b>Total</b>                          | <b>74</b> | 4   | 12         | 36                 | 10               | 1        | 2          | 2           | 1       |
| <b>Chapter</b>                        | 11        | 25%   | 25%        | 11.1%              | 0%               | 0%       | 0%         | 50%         | 100%    |
| <b>Section</b>                        | 41        | 75%   | 33.3%      | 58.3%              | 80%              | 100%     | 50%        | 0%          | 0%      |
| <b>International</b>                  | 8         | 0%  | 0%         | 11.1%              | 20%              | 0%       | 50%        | 50%         | 0%      |
| <b>Technical Interest Group (TIG)</b> | 24        | 0%  | 58.3%      | 38.9%              | 10%              | 0%       | 0%         | 0%          | 0%      |

Annual Convention

Please Indicate the frequency of your attendance at the Forest Products Society Annual Convention (select one):

|                              | Total      | Please Indicate Your Primary Employer (check only one): |            |                    |                  |          |            |             |         |
|------------------------------|------------|---|------------|--------------------|------------------|----------|------------|-------------|---------|
|                              |            | Self-employed   | Government | Academic Institute | Private Industry | Supplier | Consultant | Association | Retired |
| <b>Total</b>                 | <b>449</b> | 26  | 50         | 131                | 117              | 18       | 18         | 24          | 21      |
| <b>Every Year</b>            | 95         | 11.5%   | 34%        | 34.4%              | 7.7%             | 5.6%     | 22.2%      | 12.5%       | 14.3%   |
| <b>Once every 2-3 years</b>  | 221        | 38.5%   | 34%        | 51.1%              | 47%              | 38.9%    | 33.3%      | 75%         | 71.4%   |
| <b>I have never attended</b> | 133        | 50%   | 32%        | 14.5%              | 45.3%            | 55.6%    | 44.4%      | 12.5%       | 14.3%   |

If you do attend the Forest Products Society Annual Convention, what are your motivation(s) for attending? (check all that apply)

|  | Total      | Please Indicate Your Primary Employer (check only one): |            |                    |                  |          |            |             |         |
|--|------------|---|------------|--------------------|------------------|----------|------------|-------------|---------|
|  |            | Self-employed   | Government | Academic Institute | Private Industry | Supplier | Consultant | Association | Retired |
| <b>Total</b>   | <b>331</b> | 14  | 38         | 116                | 70               | 6        | 10         | 21          | 20      |
| <b>Information received is relevant to my job</b>        | 278        | 71.4%   | 86.8%      | 85.3%              | 91.4%            | 100%     | 80%        | 76.2%       | 65%     |
| <b>Business network with peers</b>                       | 244        | 78.6%   | 76.3%      | 67.2%              | 78.6%            | 83.3%    | 90%        | 81%         | 55%     |
| <b>Social interaction</b>                                | 167        | 57.1%   | 57.9%      | 56%                | 38.6%            | 16.7%    | 50%        | 42.9%       | 80%     |
| <b>Contribute to resume (give presentations/posters)</b> | 121        | 7.1%  | 47.4%      | 51.7%              | 17.1%            | 16.7%    | 50%        | 23.8%       | 30%     |
| <b>Other, Please Specify:</b>                            | 27         | 21.4%   | 7.9%       | 8.6%               | 7.1%             | 0%       | 10%        | 4.8%        | 15%     |

*FPS sponsored or co-sponsored technical conferences or symposia*

Please indicate the frequency of your attendance at FPS sponsored or co-sponsored technical conferences or symposia (select one):

|                              | Total      | Please Indicate Your Primary Employer (check only one): |            |                    |                  |          |            |             |         |
|------------------------------|------------|---|------------|--------------------|------------------|----------|------------|-------------|---------|
|                              |            | Self-employed   | Government | Academic Institute | Private Industry | Supplier | Consultant | Association | Retired |
| <b>Total</b>                 | <b>439</b> | 25  | 46         | 128                | 116              | 17       | 18         | 23          | 21      |
| <b>Every year</b>            | 35         | 4%  | 13%        | 7.8%               | 7.8%             | 11.8%    | 0%         | 4.3%        | 4.8%    |
| <b>Once every 2-3 years</b>  | 254        | 68%   | 45.7%      | 64.8%              | 50%              | 52.9%    | 61.1%      | 52.2%       | 71.4%   |
| <b>I have never attended</b> | 150        | 28%   | 41.3%      | 27.3%              | 42.2%            | 35.3%    | 38.9%      | 43.5%       | 23.8%   |

If you do attend FPS sponsored or co-sponsored technical conferences or symposia what are your motivation(s) for attending? (check all that apply)

|  | Total      | Please Indicate Your Primary Employer (check only one): |            |                    |                  |          |            |             |         |
|--|------------|---|------------|--------------------|------------------|----------|------------|-------------|---------|
|  |            | Self-employed   | Government | Academic Institute | Private Industry | Supplier | Consultant | Association | Retired |
| <b>Total</b>   | <b>299</b> | 19  | 34         | 91                 | 72               | 10       | 12         | 12          | 14      |
| <b>Information received is relevant to my job</b>        | 276        | 94.7%   | 88.2%      | 90.1%              | 97.2%            | 100%     | 91.7%      | 91.7%       | 78.6%   |
| <b>Business network with peers</b>                       | 201        | 73.7%   | 61.8%      | 68.1%              | 69.4%            | 70%      | 41.7%      | 83.3%       | 57.1%   |
| <b>Social interaction</b>                                | 95         | 36.8%   | 29.4%      | 38.5%              | 26.4%            | 0%       | 16.7%      | 33.3%       | 78.6%   |
| <b>Contribute to resume (give presentations/posters)</b> | 82         | 21.1%   | 41.2%      | 40.7%              | 12.5%            | 10%      | 41.7%      | 16.7%       | 35.7%   |
| <b>Other, Please Specify:</b>                            | 10         | 15.8%   | 5.9%       | 3.3%               | 0%               | 0%       | 0%         | 8.3%        | 0%      |

*FPS Chapter/Section meetings*

| Please indicate the frequency of your attendance at FPS Chapter/Section meetings (select one): |            |   |            |                    |                  |          |            |             |         |       |
|--|------------|---|------------|--------------------|------------------|----------|------------|-------------|---------|-------|
|  | Total      | Please Indicate Your Primary Employer (check only one): |            |                    |                  |          |            |             |         |       |
|  |            | Self-employed   | Government | Academic Institute | Private Industry | Supplier | Consultant | Association | Retired | Other |
| <b>Total</b>   | <b>433</b> | 20  | 49         | 126                | 114              | 18       | 18         | 23          | 22      | 14    |
| <b>Every year</b>  | 54         | 10%   | 12.2%      | 19%                | 9.6%             | 5.6%     | 16.7%      | 8.7%        | 9.1%    | 14.3% |
| <b>Once every 2-3 years</b>  | 163        | 35%   | 36.7%      | 46%                | 21.9%            | 33.3%    | 44.4%      | 34.8%       | 54.5%   | 35.7% |
| <b>I have never attended</b>   | 216        | 55%   | 51%        | 34.9%              | 68.4%            | 61.1%    | 38.9%      | 56.5%       | 36.4%   | 50%   |

| If you do attend FPS Chapter or Section meetings what are your motivation(s) for attending? (check all that apply) |            |   |            |                    |                  |          |            |             |         |       |
|--|------------|---|------------|--------------------|------------------|----------|------------|-------------|---------|-------|
|  | Total      | Please Indicate Your Primary Employer (check only one): |            |                    |                  |          |            |             |         |       |
|  |            | Self-employed   | Government | Academic Institute | Private Industry | Supplier | Consultant | Association | Retired | Other |
| <b>Total</b>   | <b>233</b> | 14  | 28         | 83                 | 42               | 7        | 11         | 10          | 14      | 8     |
| <b>Information received is relevant to my job</b>  | 181        | 78.6%   | 78.6%      | 78.3%              | 90.5%            | 57.1%    | 81.8%      | 80%         | 28.6%   | 75%   |
| <b>Business network with peers</b>   | 174        | 92.9%   | 75%        | 75.9%              | 71.4%            | 57.1%    | 90.9%      | 90%         | 50%     | 50%   |
| <b>Social interaction</b>  | 105        | 35.7%   | 32.1%      | 50.6%              | 33.3%            | 28.6%    | 63.6%      | 70%         | 85.7%   | 37.5% |
| <b>Contribute to resume (give presentations/posters)</b>   | 63         | 21.4%   | 35.7%      | 37.3%              | 11.9%            | 14.3%    | 18.2%      | 30%         | 21.4%   | 12.5% |
| <b>Other, Please Specify:</b>  | 23         | 28.6%   | 10.7%      | 10.8%              | 7.1%             | 0%       | 9.1%       | 0%          | 14.3%   | 0%    |

## Website

| Please indicate your average annual frequency of visitation to the Forest Products Society website (www.forestprod.org): |       |   |            |                    |                  |          |            |             |         |       |
|--|-------|---|------------|--------------------|------------------|----------|------------|-------------|---------|-------|
|  | Total | Please Indicate Your Primary Employer (check only one): |            |                    |                  |          |            |             |         |       |
|  |       | Self-employed   | Government | Academic Institute | Private Industry | Supplier | Consultant | Association | Retired | Other |
| <b>Total</b>   | 437   | 26  | 52         | 134                | 119              | 18       | 19         | 25          | 26      | 14    |
| <b>More than 10 times/year</b>   | 99    | 19.2%   | 21.2%      | 35.1%              | 15.1%            | 5.6%     | 15.8%      | 32%         | 3.8%    | 28.6% |
| <b>1-10 times/year</b>   | 307   | 65.4%   | 67.3%      | 59%                | 79.8%            | 88.9%    | 84.2%      | 64%         | 84.6%   | 57.1% |
| <b>Never have visited the website</b>  | 31    | 15.4%   | 11.5%      | 6%                 | 5%               | 5.6%     | 0%         | 4%          | 11.5%   | 14.3% |

| If you HAVE visited the FPS website, please indicate the level of usefulness of the following website sections (check one for each section): <i>Membership</i> |       |   |            |                    |                  |          |            |             |         |       |
|--|-------|---|------------|--------------------|------------------|----------|------------|-------------|---------|-------|
|  | Total | Please Indicate Your Primary Employer (check only one): |            |                    |                  |          |            |             |         |       |
|  |       | Self-employed   | Government | Academic Institute | Private Industry | Supplier | Consultant | Association | Retired | Other |
| <b>Total</b>   | 374   | 18  | 45         | 116                | 104              | 15       | 19         | 23          | 19      | 12    |
| <b>Not Useful at All</b>   | 16    | 5.6%  | 6.7%       | 5.2%               | 1%               | 0%       | 5.3%       | 8.7%        | 5.3%    | 0%    |
| <b>Somewhat Useful</b>   | 146   | 55.6%   | 35.6%      | 34.5%              | 44.2%            | 26.7%    | 47.4%      | 26.1%       | 36.8%   | 66.7% |
| <b>Very Useful</b>   | 132   | 27.8%   | 40%        | 35.3%              | 36.5%            | 13.3%    | 31.6%      | 39.1%       | 47.4%   | 25%   |
| <b>Never Visited</b>   | 80    | 11.1%   | 17.8%      | 25%                | 18.3%            | 60%      | 15.8%      | 26.1%       | 10.5%   | 8.3%  |

| If you HAVE visited the FPS website, please indicate the level of usefulness of the following website sections (check one for each section): <i>Conference Information</i> |       |   |            |                    |                  |          |            |             |         |       |
|--|-------|---|------------|--------------------|------------------|----------|------------|-------------|---------|-------|
|  | Total | Please Indicate Your Primary Employer (check only one): |            |                    |                  |          |            |             |         |       |
|  |       | Self-employed   | Government | Academic Institute | Private Industry | Supplier | Consultant | Association | Retired | Other |
| <b>Total</b>   | 378   | 18  | 45         | 118                | 106              | 17       | 18         | 23          | 18      | 12    |
| <b>Not Useful at All</b>   | 15    | 5.6%  | 8.9%       | 0.8%               | 5.7%             | 0%       | 0%         | 0%          | 16.7%   | 0%    |
| <b>Somewhat Useful</b>   | 104   | 50%   | 24.4%      | 22%                | 26.4%            | 29.4%    | 38.9%      | 30.4%       | 38.9%   | 16.7% |
| <b>Very Useful</b>   | 223   | 33.3%   | 60%        | 71.2%              | 54.7%            | 52.9%    | 50%        | 60.9%       | 33.3%   | 75%   |
| <b>Never Visited</b>   | 36    | 11.1%   | 6.7%       | 5.9%               | 13.2%            | 17.6%    | 11.1%      | 8.7%        | 11.1%   | 8.3%  |

If you HAVE visited the FPS website, please indicate the level of usefulness of the following website sections (check one for each section): *Publications*

|                          | Total      | Please Indicate Your Primary Employer (check only one): |            |                    |                  |          |            |             |         |       |
|--------------------------|------------|---|------------|--------------------|------------------|----------|------------|-------------|---------|-------|
|                          |            | Self-employed   | Government | Academic Institute | Private Industry | Supplier | Consultant | Association | Retired | Other |
| <b>Total</b>             | <b>381</b> | 20  | 44         | 118                | 107              | 15       | 19         | 23          | 20      | 12    |
| <b>Not Useful at All</b> | 7          | 0%  | 0%         | 1.7%               | 2.8%             | 0%       | 0%         | 0%          | 10%     | 0%    |
| <b>Somewhat Useful</b>   | 114        | 20%   | 34.1%      | 25.4%              | 30.8%            | 26.7%    | 42.1%      | 34.8%       | 40%     | 8.3%  |
| <b>Very Useful</b>       | 231        | 70%   | 59.1%      | 65.3%              | 59.8%            | 73.3%    | 47.4%      | 52.2%       | 40%     | 83.3% |
| <b>Never Visited</b>     | 29         | 10%   | 6.8%       | 7.6%               | 6.5%             | 0%       | 10.5%      | 13%         | 10%     | 8.3%  |

If you HAVE visited the FPS website, please indicate the level of usefulness of the following website sections (check one for each section): *Interactive Library*

|                          | Total      | Please Indicate Your Primary Employer (check only one): |            |                    |                  |          |            |             |         |       |
|--------------------------|------------|---|------------|--------------------|------------------|----------|------------|-------------|---------|-------|
|                          |            | Self-employed   | Government | Academic Institute | Private Industry | Supplier | Consultant | Association | Retired | Other |
| <b>Total</b>             | <b>369</b> | 17  | 44         | 117                | 103              | 14       | 19         | 23          | 18      | 11    |
| <b>Not Useful at All</b> | 15         | 5.9%  | 2.3%       | 2.6%               | 5.8%             | 0%       | 10.5%      | 0%          | 5.6%    | 9.1%  |
| <b>Somewhat Useful</b>   | 96         | 23.5%   | 25%        | 25.6%              | 29.1%            | 35.7%    | 15.8%      | 30.4%       | 27.8%   | 0%    |
| <b>Very Useful</b>       | 158        | 41.2%   | 40.9%      | 39.3%              | 44.7%            | 50%      | 42.1%      | 60.9%       | 27.8%   | 54.5% |
| <b>Never Visited</b>     | 100        | 29.4%   | 31.8%      | 32.5%              | 20.4%            | 14.3%    | 31.6%      | 8.7%        | 38.9%   | 36.4% |

If you HAVE visited the FPS website, please indicate the level of usefulness of the following website sections (check one for each section): *Board & Committees*

|                          | Total      | Please Indicate Your Primary Employer (check only one): |            |                    |                  |          |            |             |         |       |
|--------------------------|------------|---|------------|--------------------|------------------|----------|------------|-------------|---------|-------|
|                          |            | Self-employed   | Government | Academic Institute | Private Industry | Supplier | Consultant | Association | Retired | Other |
| <b>Total</b>             | <b>359</b> | 16  | 40         | 114                | 102              | 14       | 18         | 23          | 17      | 12    |
| <b>Not Useful at All</b> | 46         | 12.5%   | 15%        | 8.8%               | 19.6%            | 7.1%     | 16.7%      | 8.7%        | 11.8%   | 0%    |
| <b>Somewhat Useful</b>   | 118        | 31.2%   | 35%        | 38.6%              | 29.4%            | 21.4%    | 27.8%      | 39.1%       | 29.4%   | 25%   |
| <b>Very Useful</b>       | 34         | 6.2%  | 12.5%      | 11.4%              | 7.8%             | 0%       | 11.1%      | 8.7%        | 5.9%    | 8.3%  |
| <b>Never Visited</b>     | 161        | 50%   | 37.5%      | 41.2%              | 43.1%            | 71.4%    | 44.4%      | 43.5%       | 52.9%   | 66.7% |

If you HAVE visited the FPS website, please indicate the level of usefulness of the following website sections (check one for each section): *Sections & Chapters*

|                          | Total      | Please Indicate Your Primary Employer (check only one): |            |                    |                  |          |            |             |         |       |
|--------------------------|------------|---|------------|--------------------|------------------|----------|------------|-------------|---------|-------|
|                          |            | Self-employed   | Government | Academic Institute | Private Industry | Supplier | Consultant | Association | Retired | Other |
| <b>Total</b>             | <b>362</b> | 17  | 41         | 116                | 102              | 14       | 19         | 23          | 15      | 12    |
| <b>Not Useful at All</b> | 44         | 11.8%   | 14.6%      | 12.9%              | 14.7%            | 0%       | 15.8%      | 4.3%        | 6.7%    | 8.3%  |
| <b>Somewhat Useful</b>   | 130        | 47.1%   | 46.3%      | 34.5%              | 35.3%            | 42.9%    | 36.8%      | 39.1%       | 20%     | 8.3%  |
| <b>Very Useful</b>       | 47         | 5.9%  | 12.2%      | 16.4%              | 11.8%            | 7.1%     | 10.5%      | 8.7%        | 20%     | 16.7% |
| <b>Never Visited</b>     | 141        | 35.3%   | 26.8%      | 36.2%              | 38.2%            | 50%      | 36.8%      | 47.8%       | 53.3%   | 66.7% |

If you HAVE visited the FPS website, please indicate the level of usefulness of the following website sections (check one for each section): *Technical Interest Groups*

|                          | Total      | Please Indicate Your Primary Employer (check only one): |            |                    |                  |          |            |             |         |       |
|--------------------------|------------|---|------------|--------------------|------------------|----------|------------|-------------|---------|-------|
|                          |            | Self-employed   | Government | Academic Institute | Private Industry | Supplier | Consultant | Association | Retired | Other |
| <b>Total</b>             | <b>363</b> | 18  | 42         | 115                | 101              | 15       | 18         | 23          | 16      | 12    |
| <b>Not Useful at All</b> | 32         | 11.1%   | 9.5%       | 8.7%               | 9.9%             | 0%       | 16.7%      | 8.7%        | 6.2%    | 0%    |
| <b>Somewhat Useful</b>   | 129        | 27.8%   | 42.9%      | 33.9%              | 35.6%            | 33.3%    | 33.3%      | 43.5%       | 25%     | 41.7% |
| <b>Very Useful</b>       | 92         | 50%   | 21.4%      | 25.2%              | 27.7%            | 20%      | 16.7%      | 4.3%        | 37.5%   | 33.3% |
| <b>Never Visited</b>     | 110        | 11.1%   | 26.2%      | 32.2%              | 26.7%            | 46.7%    | 33.3%      | 43.5%       | 31.2%   | 25%   |

If you HAVE visited the FPS website, please indicate the level of usefulness of the following website sections (check one for each section): *Student Corner*

|                          | Total      | Please Indicate Your Primary Employer (check only one): |            |                    |                  |          |            |             |         |       |
|--------------------------|------------|---|------------|--------------------|------------------|----------|------------|-------------|---------|-------|
|                          |            | Self-employed   | Government | Academic Institute | Private Industry | Supplier | Consultant | Association | Retired | Other |
| <b>Total</b>             | <b>349</b> | 16  | 39         | 113                | 98               | 14       | 18         | 22          | 16      | 11    |
| <b>Not Useful at All</b> | 76         | 31.2%   | 20.5%      | 18.6%              | 29.6%            | 14.3%    | 22.2%      | 13.6%       | 18.8%   | 9.1%  |
| <b>Somewhat Useful</b>   | 53         | 18.8%   | 12.8%      | 15.9%              | 14.3%            | 14.3%    | 5.6%       | 22.7%       | 25%     | 9.1%  |
| <b>Very Useful</b>       | 22         | 0%  | 7.7%       | 8%                 | 4.1%             | 0%       | 11.1%      | 4.5%        | 6.2%    | 18.2% |
| <b>Never Visited</b>     | 198        | 50%   | 59%        | 57.5%              | 52%              | 71.4%    | 61.1%      | 59.1%       | 50%     | 63.6% |

If you HAVE visited the FPS website, please indicate the level of usefulness of the following website sections (check one for each section): *Awards*

|                          | Total      | Please Indicate Your Primary Employer (check only one): |            |                    |                  |          |            |             |         |       |
|--------------------------|------------|---|------------|--------------------|------------------|----------|------------|-------------|---------|-------|
|                          |            | Self-employed   | Government | Academic Institute | Private Industry | Supplier | Consultant | Association | Retired | Other |
| <b>Total</b>             | <b>353</b> | 17  | 40         | 114                | 98               | 14       | 17         | 22          | 17      | 12    |
| <b>Not Useful at All</b> | 68         | 29.4%   | 15%        | 15.8%              | 28.6%            | 14.3%    | 23.5%      | 9.1%        | 11.8%   | 8.3%  |
| <b>Somewhat Useful</b>   | 88         | 29.4%   | 25%        | 26.3%              | 23.5%            | 14.3%    | 5.9%       | 31.8%       | 41.2%   | 25%   |
| <b>Very Useful</b>       | 27         | 5.9%  | 17.5%      | 7%                 | 7.1%             | 0%       | 11.8%      | 4.5%        | 5.9%    | 0%    |
| <b>Never Visited</b>     | 170        | 35.3%   | 42.5%      | 50.9%              | 40.8%            | 71.4%    | 58.8%      | 54.5%       | 41.2%   | 66.7% |

If you HAVE visited the FPS website, please indicate the level of usefulness of the following website sections (check one for each section): *Links*

|                          | Total      | Please Indicate Your Primary Employer (check only one): |            |                    |                  |          |            |             |         |       |
|--------------------------|------------|---|------------|--------------------|------------------|----------|------------|-------------|---------|-------|
|                          |            | Self-employed   | Government | Academic Institute | Private Industry | Supplier | Consultant | Association | Retired | Other |
| <b>Total</b>             | <b>362</b> | 18  | 42         | 116                | 102              | 14       | 18         | 22          | 16      | 12    |
| <b>Not Useful at All</b> | 27         | 16.7%   | 7.1%       | 6%                 | 4.9%             | 7.1%     | 22.2%      | 9.1%        | 12.5%   | 0%    |
| <b>Somewhat Useful</b>   | 131        | 16.7%   | 40.5%      | 36.2%              | 34.3%            | 64.3%    | 22.2%      | 45.5%       | 31.2%   | 41.7% |
| <b>Very Useful</b>       | 124        | 38.9%   | 35.7%      | 31.9%              | 37.3%            | 14.3%    | 27.8%      | 27.3%       | 43.8%   | 50%   |
| <b>Never Visited</b>     | 80         | 27.8%   | 16.7%      | 25.9%              | 23.5%            | 14.3%    | 27.8%      | 18.2%       | 12.5%   | 8.3%  |